

KBU SFL 2022-2023

PERIOD 2 LABORATORY STUDIES



KBU SFL 2022-2023

PERIOD 2 LABORATORY STUDIES

IN ORDER NOT TO MAKE MISTAKES,
PLEASE READ ALL THE INFORMATION CAREFULLY
AND FOLLOW THE STEPS IN ORDER

HATA YAPMAMAK İÇİN,
LÜTFEN TÜM BİLGİLERİ DİKKÂTLİCE OKUYUN
VE AŞAMALARI SIRASIYLA TÂKİP EDİN

OXFORD Q Skills

3/24

**IF YOU HAVEN'T REGISTERED
WITH YOUR BOOK CODE YET,
CONTINUE WITH THE NEXT
PAGE**

If you registered a book before this announcement, go to page 10.

Also, read the important additional information on the last pages.

**KİTAP KODUNU KULLANARAK
HENÜZ KAYIT
OLMADIYSANIZ, BİR SONRAKİ
SAYFAYA GEÇİN**

Bu duyurudan önce bir kitapla kayıt oluşturduysanız 10. sayfaya gidin.

Ayrıca, son sayfalardaki önemli ek bilgileri okuyun.

OXFORD Q Skills

1. REGISTERING FOR THE FIRST TIME

- ✓ Go to www.iQ3eonlinepractice.com website and click **Register**.

Q: Skills for Success
THIRD EDITION

Sign in
Sign in using your [Oxford ID](#)

Username

Password

[Forgotten your password?](#)

Sign in

Register
Don't have an Oxford ID account?
Create one now with your [access code](#) for Q3e.

Register

1. İLK KEZ KAYIT OLMAK

- ✓ www.iQ3eonlinepractice.com adresine gidin ve **Register**'a tıklayın.

Q: Skills for Success
THIRD EDITION

Sign in
Sign in using your [Oxford ID](#)

Username

Password

[Forgotten your password?](#)

Sign in

Register
Don't have an Oxford ID account?
Create one now with your [access code](#) for Q3e.

Register

OXFORD Q Skills

1. REGISTERING FOR THE FIRST TIME

- ✓ Type your **Karabük University e-mail address** twice and click **Continue**.

Register Part 1 of 2

Choose your language

English

Your language choice is used for registration and Help and Support. The rest of the website is in English.

Email address

2010999999@ogrenci.karabuk.edu.tr

Confirm email address

2010999999@ogrenci.karabuk.edu.tr

Your email address will be your username. You will use this to sign in.

Our [Privacy Policy](#) sets out how Oxford University Press handles your personal information, and your rights to object to your personal information being used for marketing to you or being processed as part of our business activities.

We will only use your personal information to provide you with this service.

Continue

1. İLK KEZ KAYIT OLMAK

- ✓ **Karabük Üniversitesi e-postanızı** iki kez yazarak **Continue**'ya tıklayın.

Register Part 1 of 2

Choose your language

English

Your language choice is used for registration and Help and Support. The rest of the website is in English.

Email address

2010999999@ogrenci.karabuk.edu.tr

Confirm email address

2010999999@ogrenci.karabuk.edu.tr

Your email address will be your username. You will use this to sign in.

Our [Privacy Policy](#) sets out how Oxford University Press handles your personal information, and your rights to object to your personal information being used for marketing to you or being processed as part of our business activities.

We will only use your personal information to provide you with this service.

Continue

OXFORD Q Skills

1. REGISTERING FOR THE FIRST TIME

- ✓ Type your access code on your book's inner cover and click **Check code**.

1. İLK KEZ KAYIT OLMAK

- ✓ Kitabınızın iç kapağındaki erişim kodunuzu girin ve **Check code**'a basın.

6/24

Register Part 2 of 2

Choose your account type

Student

Enter your access code

S 123 456 7890 **Check code**

You need an access code to use your Online Practice.

Your name

First name

Last name

This is how your name will display on your account. If you join a class, other people in the class will see the name you enter here.

Register Part 2 of 2

Choose your account type

Student

Enter your access code

S 123 456 7890 **Check code**

You need an access code to use your Online Practice.

Your name

First name

Last name

This is how your name will display on your account. If you join a class, other people in the class will see the name you enter here.

OXFORD Q Skills

1. REGISTERING FOR THE FIRST TIME

- ✓ Firstly write your **STUDENT NUMBER** then write your first name.*

Register Part 2 of 2

Choose your account type

Student

Enter your access code

S 123 456 7890 Check code

You need an access code to use your Online Practice.

Your name

First name

2010999999 Metehan

Last name

This is how your name will display on your account. If you join a class, other people in the class will see the name you enter here.

*Make sure that you complete this step correctly in order not to have any problems at the end of the period.

1. İLK KEZ KAYIT OLMAK

- ✓ Ad bölümüne önce **ÖĞRENCİ NUMARANIZI** sonra adınızı yazın.*

Register Part 2 of 2

Choose your account type

Student

Enter your access code

S 123 456 7890 Check code

You need an access code to use your Online Practice.

Your name

First name

2010999999 Metehan

Last name

This is how your name will display on your account. If you join a class, other people in the class will see the name you enter here.

*Kur sonunda sorun yaşamamak için bu aşamayı doğru tamamladığınıza emin olun.

OXFORD Q Skills

1. REGISTERING FOR THE FIRST TIME

✓ Type your surname as usual.

Register Part 2 of 2

Choose your account type

Student

Enter your access code

S 123 456 7890 Check code

You need an access code to use your Online Practice.

Your name

First name

2010999999 Metehan

Last name

Kılıç

This is how your name will display on your account. If you join a class, other people in the class will see the name you enter here.

1. İLK KEZ KAYIT OLMAK

✓ Soyadınızı olduğu gibi yazın.

Register Part 2 of 2

Choose your account type

Student

Enter your access code

S 123 456 7890 Check code

You need an access code to use your Online Practice.

Your name

First name

2010999999 Metehan

Last name

Kılıç

This is how your name will display on your account. If you join a class, other people in the class will see the name you enter here.

OXFORD Q Skills

1. REGISTERING FOR THE FIRST TIME

- ✓ Complete the remaining details and click **Complete registration**.

1. İLK KEZ KAYIT OLMAK

- ✓ Geri kalan bilgileri de doldurarak **Complete registration**'a tıklayın.

9/24

Country or region (Optional)
Turkey

Your password
Password
.....

Confirm password
.....

Your password must be a minimum of 6 characters and include at least one lower-case letter and one upper-case letter, with no spaces.

I agree to the [Terms and Conditions](#). If you are 16 years old or under, you need permission from your parent or guardian to use this site.

Complete registration

Country or region (Optional)
Turkey

Your password
Password
.....

Confirm password
.....

Your password must be a minimum of 6 characters and include at least one lower-case letter and one upper-case letter, with no spaces.

I agree to the [Terms and Conditions](#). If you are 16 years old or under, you need permission from your parent or guardian to use this site.

Complete registration

OXFORD Q Skills

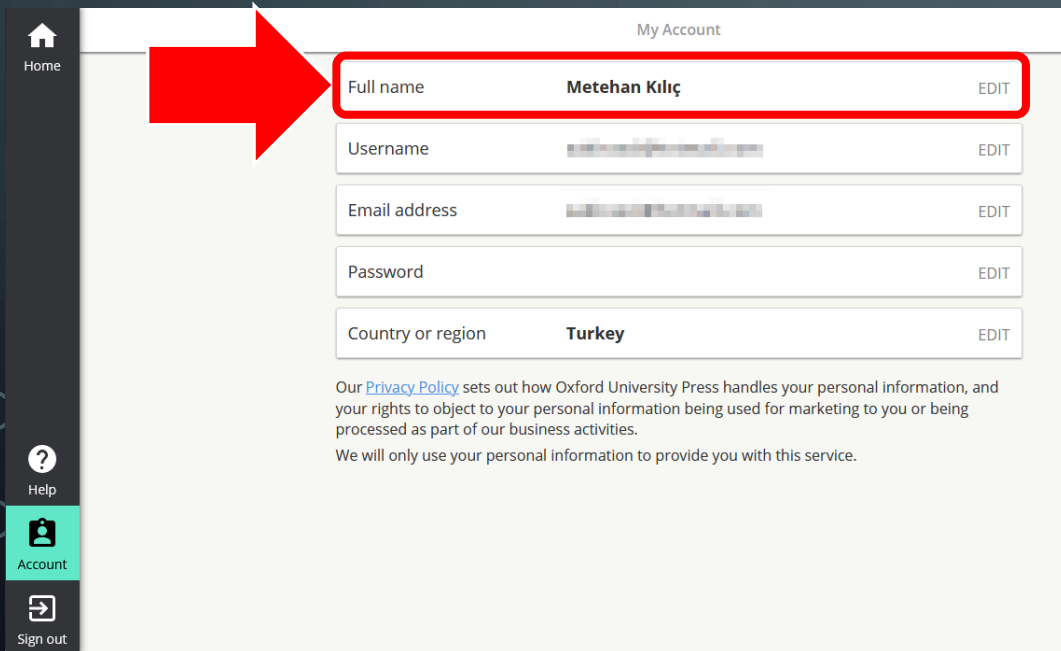
2. ALREADY REGISTERED ACCOUNTS

- ✓ If you registered a Q Skills book before this document, go to account settings and click on your name.

2. ÖNCEDEN KAYITLI HESAPLAR

- ✓ Bu belgeden önce bir Q Skills kitabıyla kayıt oluşturduysanız, hesap ayarlarınıza gidin ve adınıza tıklayın.

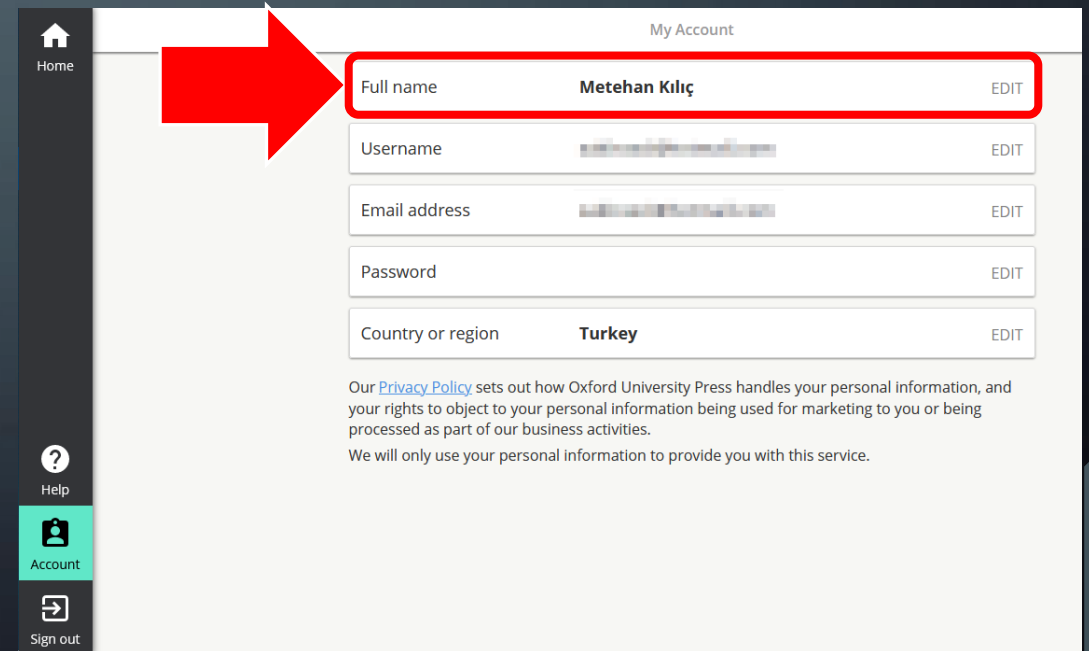
10/24



The screenshot shows the 'My Account' page. A red arrow points to the 'Full name' field, which contains the name 'Metehan Kılıç'. Below this field are fields for 'Username', 'Email address', 'Password', and 'Country or region' (set to 'Turkey'). A 'Privacy Policy' link is visible at the bottom of the page.

Field	Value	Action
Full name	Metehan Kılıç	EDIT
Username	[Redacted]	EDIT
Email address	[Redacted]	EDIT
Password	[Redacted]	EDIT
Country or region	Turkey	EDIT

Our [Privacy Policy](#) sets out how Oxford University Press handles your personal information, and your rights to object to your personal information being used for marketing to you or being processed as part of our business activities.
We will only use your personal information to provide you with this service.



The screenshot shows the 'My Account' page. A red arrow points to the 'Full name' field, which contains the name 'Metehan Kılıç'. Below this field are fields for 'Username', 'Email address', 'Password', and 'Country or region' (set to 'Turkey'). A 'Privacy Policy' link is visible at the bottom of the page.

Field	Value	Action
Full name	Metehan Kılıç	EDIT
Username	[Redacted]	EDIT
Email address	[Redacted]	EDIT
Password	[Redacted]	EDIT
Country or region	Turkey	EDIT

Our [Privacy Policy](#) sets out how Oxford University Press handles your personal information, and your rights to object to your personal information being used for marketing to you or being processed as part of our business activities.
We will only use your personal information to provide you with this service.

OXFORD Q Skills

2. ALREADY REGISTERED ACCOUNTS

- ✓ Add your **STUDENT NUMBER** before your first name and save changes.

2. ÖNCEDEN KAYITLI HESAPLAR

- ✓ Adınızın önüne **ÖĞRENCİ NUMARANIZI** ekleyin ve değişiklikleri kaydedin.

11/24

My Account

Change your name OXFORD ID

First name


2010999999 Metehan

Last name

Kılıç

This is how others will see your name if you join any classes.

Cancel Save changes



My Account

Change your name OXFORD ID

First name


2010999999 Metehan

Last name

Kılıç

This is how others will see your name if you join any classes.

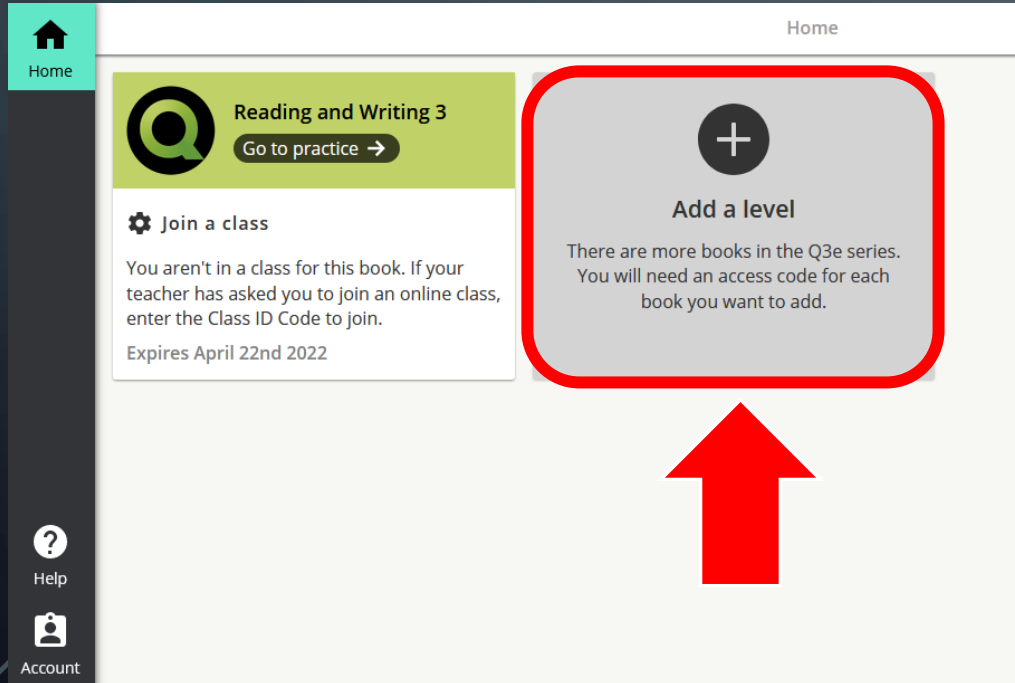
Cancel Save changes



OXFORD Q Skills

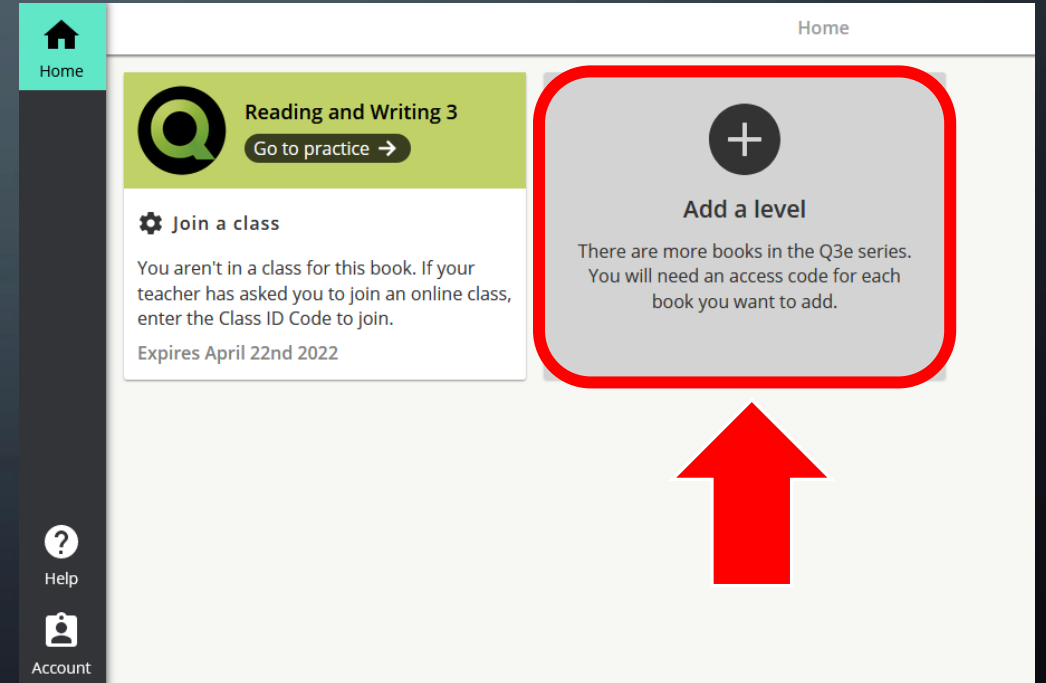
3. ADDING ANOTHER BOOK

- ✓ After registration, you also need to add both of your books to your account. To do this, click **Add a level**.



3. BAŞKA BİR KİTAP EKLEMEK

- ✓ Kayıttan sonra, iki kitabınızı da hesâbınıza eklemelisiniz. Bunun için, **Add a level**'a tıklayın.



OXFORD Q Skills

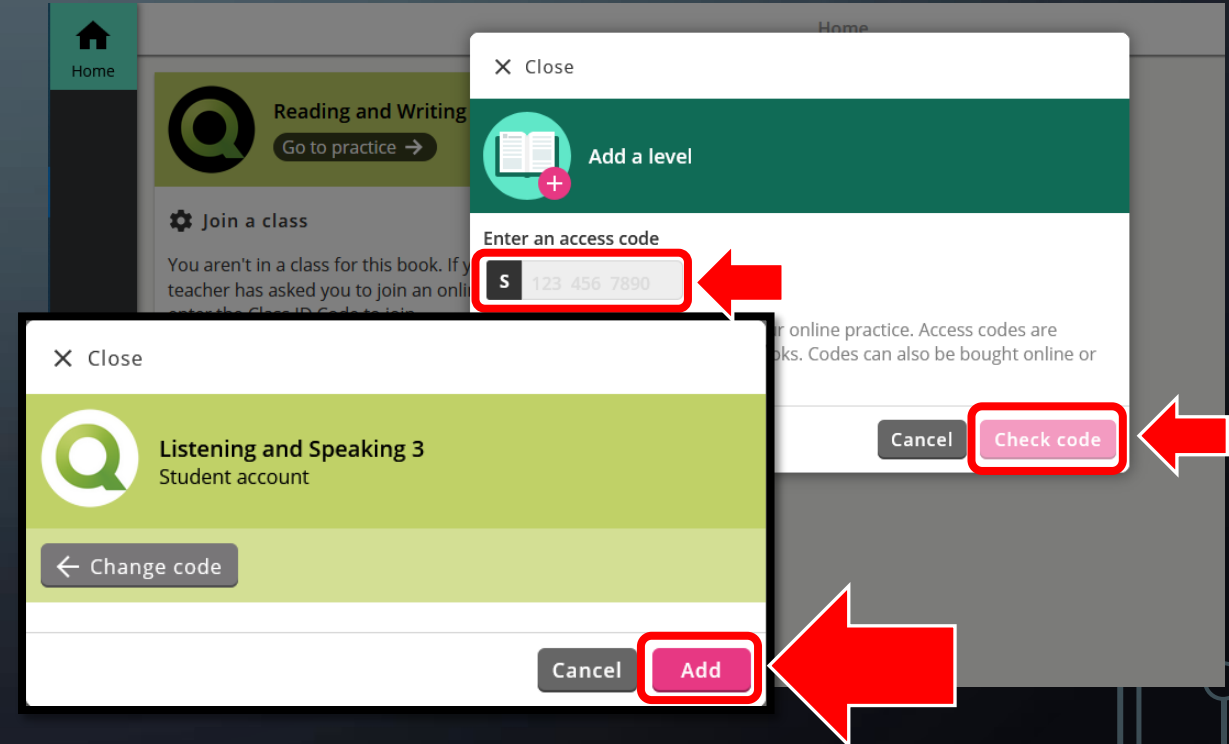
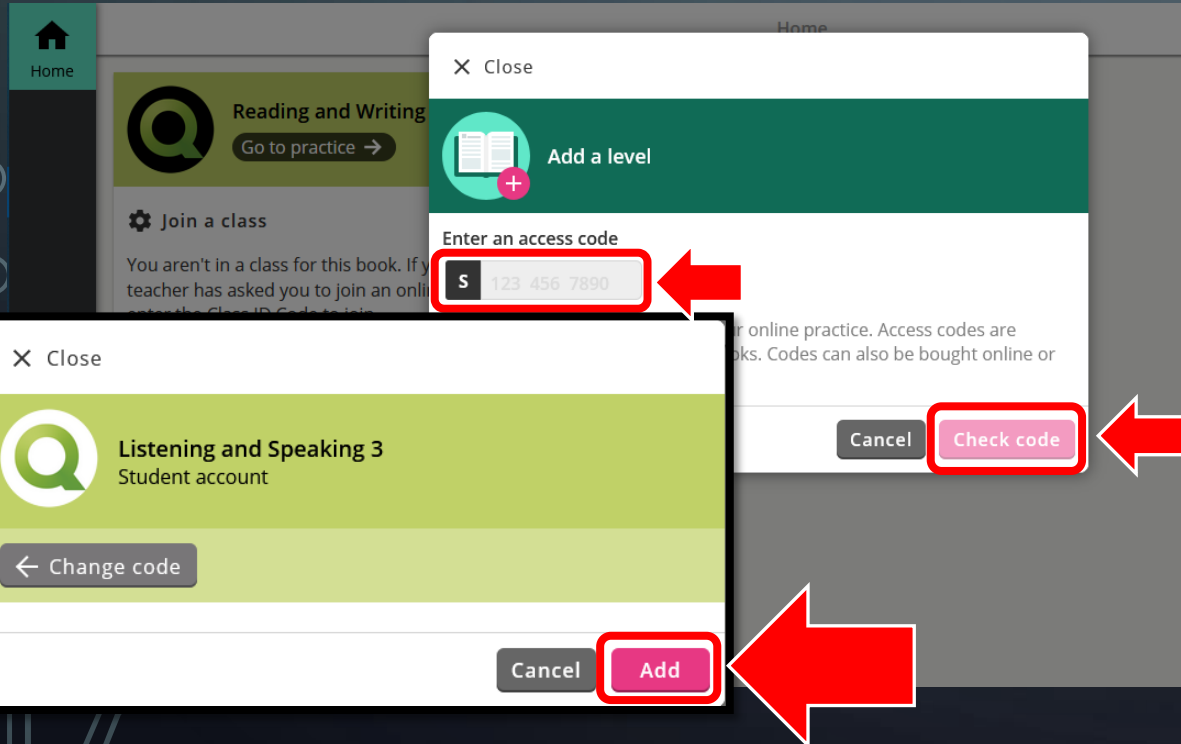
3. ADDING ANOTHER BOOK

- ✓ Enter the access code on your books, click **Check code** and click **Add**.

3. BAŞKA BİR KİTAP EKLEMEK

- ✓ Kitaplarındaki erişim kodunu girin, **Check code**'a ardından **Add**'e tıklayın.

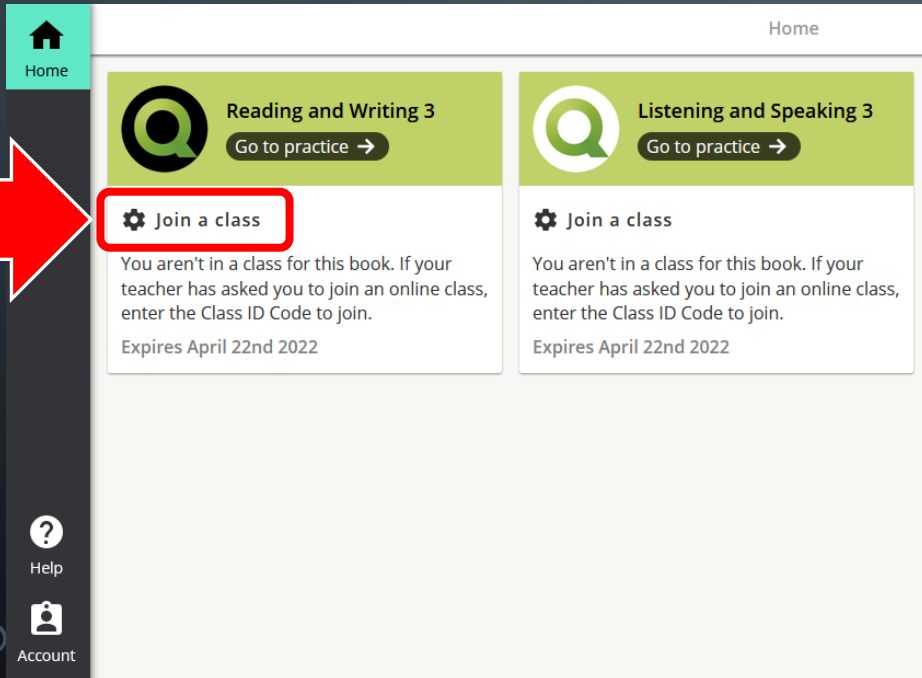
13/24



OXFORD Q Skills

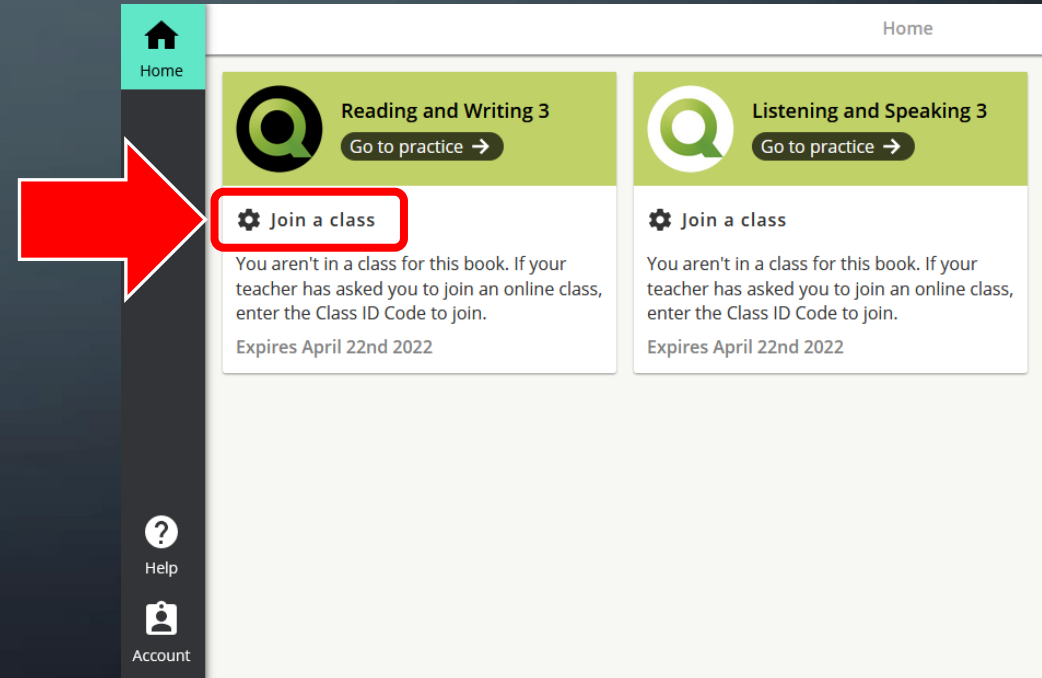
4. JOINING A CLASS

- ✓ Click **Join a class** and enter the required **Class ID Code** on next page.



4. SINIFA KATILMAK

- ✓ **Join a class**'a tıklayın ve bir sonraki sayfadaki **Class ID Code** bilgisini girin.



OXFORD Q Skills

4. JOINING A CLASS

- ✓ Enter the correct **Class ID Code** below for the correct book and level.

Q Skills 3 Reading and Writing

Class ID Code: **C 983 268 0514**

Q Skills 3 Listening and Speaking

Class ID Code: **C 969 068 0499**

Q Skills 4 Reading and Writing

Class ID Code: **C 088 959 0886**

Q Skills 4 Listening and Speaking

Class ID Code: **C 745 259 0183**

4. SINIFA KATILMAK

- ✓ Aşağıdaki **Class ID Code** bilgilerinden kitabınız ve seviyeniz için olanları girin.

Q Skills 3 Reading and Writing

Class ID Code: **C 983 268 0514**

Q Skills 3 Listening and Speaking

Class ID Code: **C 969 068 0499**

Q Skills 4 Reading and Writing

Class ID Code: **C 088 959 0886**

Q Skills 4 Listening and Speaking

Class ID Code: **C 745 259 0183**

OXFORD Q Skills

4. JOINING A CLASS

- ✓ You should be seeing the following names in the class information:

Q Skills 3 Reading and Writing
KBU SFL 2022-2023 P2L3 RW

Q Skills 3 Listening and Speaking
KBU SFL 2022-2023 P2L3 LS

Q Skills 4 Reading and Writing
KBU SFL 2022-2023 P2L4 RW

Q Skills 4 Listening and Speaking
KBU SFL 2022-2023 P2L4 LS

4. SINIFA KATILMAK

- ✓ Sınıf bilgisinde aşağıdaki sınıf adlarını görüyor olmanız gerekiyor:

Q Skills 3 Reading and Writing
KBU SFL 2022-2023 P2L3 RW

Q Skills 3 Listening and Speaking
KBU SFL 2022-2023 P2L3 LS

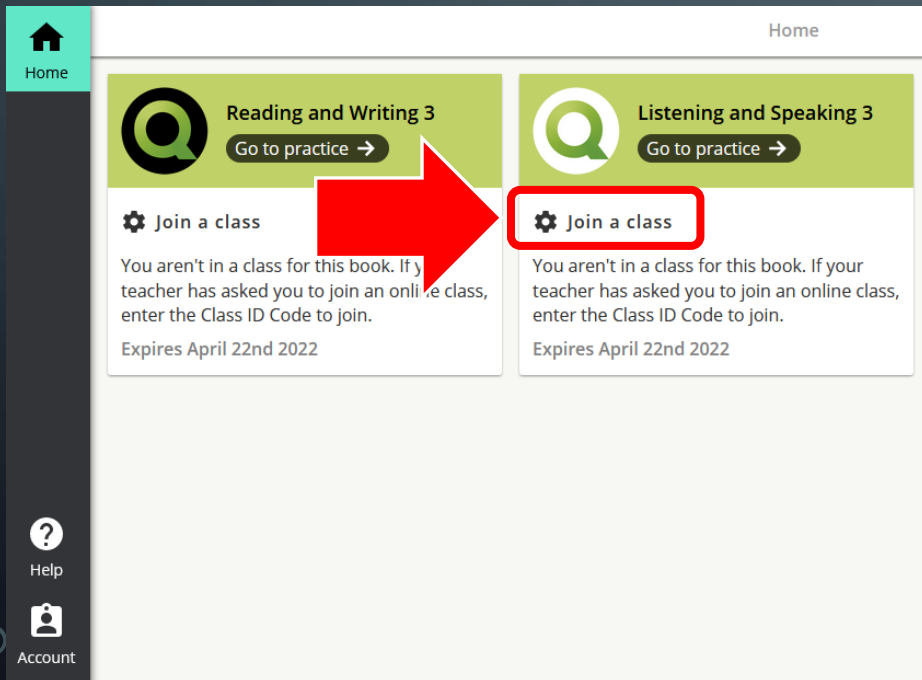
Q Skills 4 Reading and Writing
KBU SFL 2022-2023 P2L4 RW

Q Skills 4 Listening and Speaking
KBU SFL 2022-2023 P2L4 LS

OXFORD Q Skills

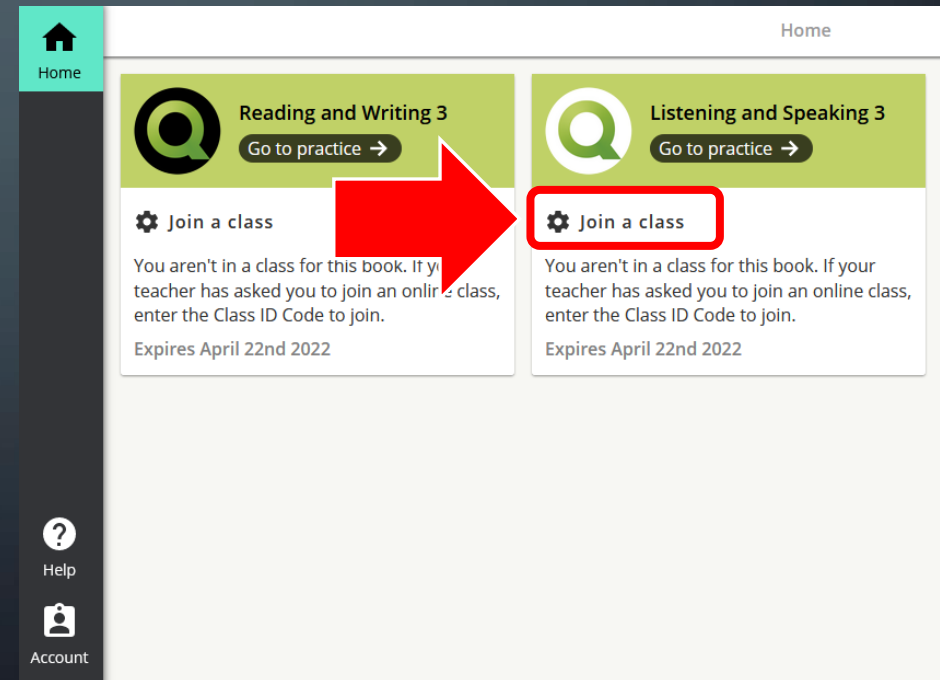
4. JOINING A CLASS

- ✓ Don't forget to join a class for your other book with the required **Class ID Code**!



4. SINIFA KATILMAK

- ✓ Diğer kitabınız için de gerekli **Class ID Code** bilgisiyle sınıfa katılmayı unutmayın!




OXFORD Q Skills

4. JOINING A CLASS

- ✓ If you see the error* below, it's because you're entering wrong **Class ID Code**. Check it and enter correctly.

Close

 Join a class for Reading and Writing 3

Class ID Code

This class code is not for the book you are using. Please ask your teacher for help.

Joining a class means that your teacher can see your scores and give you feedback.


Cancel Check code

- * For example, do not enter Q Skills 3 class code for Q Skills 4 classes.
* For example, do not enter Reading and Writing code for Listening and Speaking books.

4. SINIFA KATILMAK

- ✓ Aşağıdaki hatayı* alıyorsanız, yanlış **Class ID Code** bilgisi giriyorsunuz demektir. Kontrol edip doğru kodu girin.

Close

 Join a class for Reading and Writing 3

Class ID Code

This class code is not for the book you are using. Please ask your teacher for help.

Joining a class means that your teacher can see your scores and give you feedback.

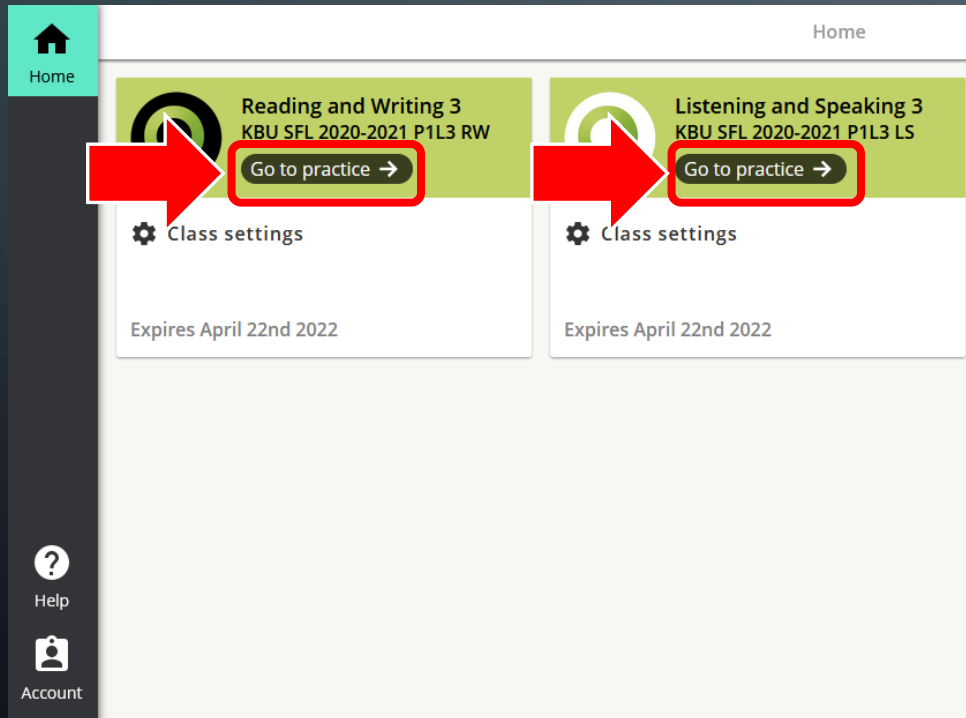
Cancel Check code

- * Örneğin, Q Skills 3 sınıf kodunu, Q Skills 4 sınıfları için girmeyin.
* Örneğin, Reading and Writing kodunu, Listening and Speaking kitapları için girmeyin.

OXFORD Q Skills

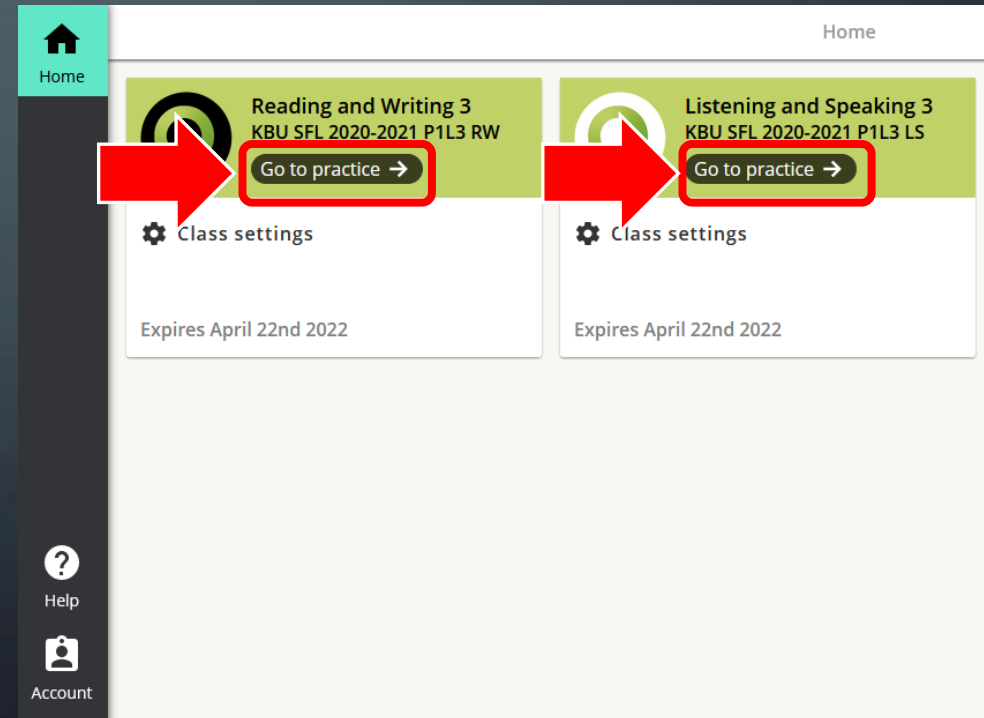
5. YOU ARE READY!

- ✓ All the steps are complete.
You can now click **Go to practice** and start doing the activities.



5. HAZIRSINIZ!

- ✓ Bütün aşamalar tamam.
Artık **Go to practice**'e tıklayarak alıştırılmaları yapmaya başlayabilirsiniz.



OXFORD Q Skills

IMPORTANT ADDITIONAL INFORMATION

- ✓ Some exercises are for self-practice purposes. Therefore, there is no save or submit button. Listen to the words, record yourself, compare them, and continue with the next activity.

ÖNEMLİ EK BİLGİLER

- ✓ Bazı etkinlikler bireysel çalışma amaçlıdır. Bu yüzden, kaydet ya da gönder düğmesi yoktur. Sözcükleri dinleyin, sesinizi kaydedin, sesleri karşılaştırın ve sonraki etkinliğe geçin.

Listen to each word. Record each word. Then listen and practice your pronunciation. **You do not submit this to your teacher.**

1. appreciate



2. confidence



3. demonstrate



4. effective



Listen to each word. Record each word. Then listen and practice your pronunciation. **You do not submit this to your teacher.**

1. appreciate



2. confidence



3. demonstrate



4. effective



OXFORD Q Skills

IMPORTANT ADDITIONAL INFORMATION

- ✓ You will see that some exercises and units are locked. That is normal. You are exempt from the locked content, you will not be graded.

ÖNEMLİ EK BİLGİLER

- ✓ Bazı etkinliklerin ve ünitelerin kilitli olduğunu göreceksiniz. Bu durum normaldir. Kilitli olan içerikten muafsiniz, notlandırılmayacaksınız.

21/24

The screenshot shows the 'My classes' page for 'Reading and Writing 3 KBU SFL 2021-2022 P1L3 RW'. The left sidebar lists units 4 through 8. Unit 8 Behavioral Studies and Unit 8 Test are highlighted with a red box and a red arrow pointing left. The main content area shows 'Unit 1 Sociology' with a 'Discussion' section highlighted by a red box and a red arrow pointing right. The 'Discussion' section has a yellow lock icon. Below it are sections for 'Reading', 'Writing', and 'Review and Reflect'.

The screenshot shows the 'My classes' page for 'Reading and Writing 3 KBU SFL 2021-2022 P1L3 RW'. The left sidebar lists units 4 through 8. Unit 8 Behavioral Studies and Unit 8 Test are highlighted with a red box and a red arrow pointing left. The main content area shows 'Unit 1 Sociology' with a 'Discussion' section highlighted by a red box and a red arrow pointing right. The 'Discussion' section has a yellow lock icon. Below it are sections for 'Reading', 'Writing', and 'Review and Reflect'.

OXFORD Q Skills

IMPORTANT ADDITIONAL INFORMATION

- ✓ If you forget your password, visit here:
<https://q3e.oxfordonlinepractice.com/app/forgotPassword>

- ✓ By default, your username is your e-mail address which you used for registering to Oxford Online Practice.

You need to know your username for signing in and for resetting your password. In order not to have problems with **forgotten username**, do not change your username.

ÖNEMLİ EK BİLGİLER

- ✓ Şifrenizi unutursanız şu adrese gidin:
<https://q3e.oxfordonlinepractice.com/app/forgotPassword>

- ✓ Varsayılan olarak kullanıcı adınız, Oxford Online Practice'e kaydolarken kullandığınız e-posta adresinizdir.

Giriş yapabilmek ve şifrenizi sıfırlayabilmek için kullanıcı adınızı bilmelisiniz. **Kullanıcı adını unutmayla** ilgili sorunlar yaşamamak için kullanıcı adınızı değiştirmeyin.

OXFORD Q Skills

IMPORTANT ADDITIONAL INFORMATION

- ✓ **If you do not join the correct classes before due date, your grades cannot be transferred at the end of the period. So, make sure to join correct classes in time.**
- ✓ You need to complete both of the two products, i.e. Reading and Writing, and Listening and Speaking.
- ✓ For all types of activities, your first attempts are graded in the assignments.

ÖNEMLİ EK BİLGİLER

- ✓ **Ödev son târihinden önce doğru sınıflara katılmazsanız, kur sonunda notlarınız aktarılamaz. Bu yüzden, zamanında doğru sınıflara katıldığınıza emin olun.**
- ✓ Reading and Writing ve Listening and Speaking olarak iki ayrı ürünün içeriğini de tamamlamanız gerekiyor.
- ✓ Her bir alıştıırma türü için, ilk seferki tamamlamanız notlandırılır.

OXFORD Q Skills

IMPORTANT ADDITIONAL INFORMATION

✓ The due date for Oxford Q Skills content is: 13.01.2023, 23.59.

24/24 ✓ If you have problems with your access code or registration, contact Oxford: help.oxfordonlinepractice.com/contact/

✓ For other questions which are not answered in this document, contact us: ydyo@karabuk.edu.tr

✓ You are responsible for following all the steps precisely in this document.

ÖNEMLİ EK BİLGİLER

✓ Oxford Q Skills içeriklerini tamamlamak için son târih: 13.01.2023, 23.59.

✓ Erişim kodunuzla ya da sisteme kayıtla sorun yaşıyorsanız Oxford'la iletişime geçin: help.oxfordonlinepractice.com/contact/

✓ Bu belgede bulunmayan diğer sorularınız için bize e-posta gönderin: ydyo@karabuk.edu.tr

✓ Bu belgedeki tüm aşamaları eksiksizce tamamlamaktan sorumlusunuz.