

KBU SFL 2022-2023

PERIOD 2 LABORATORY STUDIES

Sign in to Oxford Learn



Enter your Oxford ID to sign in, or create an account below:

[? Help and Support](#)



Username:

This will usually be your **email address**.

Password:

[Forgotten your username or password?](#)

[→ Sign in](#) or [Create your Oxford ID](#)



KBU SFL 2022-2023

PERIOD 2 LABORATORY STUDIES

IN ORDER NOT TO MAKE MISTAKES,
PLEASE READ ALL THE INFORMATION CAREFULLY
AND FOLLOW THE STEPS IN ORDER

HATA YAPMAMAK İÇİN,
LÜTFEN TÜM BİLGİLERİ DİKKÂTLİCE OKUYUN
VE AŞAMALARI SIRASIYLA TÂKİP EDİN

**IF YOU HAVEN'T REGISTERED
WITH YOUR BOOK CODE YET,
CONTINUE WITH THE NEXT
PAGE**

If you have an Oxford ID account and registered a book before this document, go to page 9.

Also, read the important additional information on the last pages.

**KİTAP KODUNU KULLANARAK
HENÜZ KAYIT
OLMADIYSANIZ, BİR SONRAKİ
SAYFAYA GEÇİN**

Bu belgeden önce bir Oxford ID hesabı edinerek kitapla kayıt oluşturduysanız 9. sayfaya gidin.

Ayrıca, son sayfalardaki önemli ek bilgileri okuyun.

OXFORD LEARN

1. REGISTERING FOR THE FIRST TIME

- ✓ Go to <https://oxfordlearn.com> website and click **Create your Oxford ID**.

1. İLK KEZ KAYIT OLMAK

- ✓ <https://oxfordlearn.com> adresine gidin ve **Create your Oxford ID** bağlantısına tıklayın.

4/26

Enter your Oxford ID to sign in, or create an account below:

Username:

john@smith.com or jsmith22


This will usually be your **email address**.

Password:

Forgotten your username or password?

→ Sign in

or **Create your Oxford ID**



Enter your Oxford ID to sign in, or create an account below:

Username:

john@smith.com or jsmith22


This will usually be your **email address**.

Password:

Forgotten your username or password?

→ Sign in

or **Create your Oxford ID**



OXFORD LEARN

1. REGISTERING FOR THE FIRST TIME

- ✓ Firstly write your **STUDENT NUMBER** then write your full name.*

Full name:

2010999999 Metehan Kılıç

Username:

Please enter your **email address**.

Don't have an email address? Contact your teacher who will be able to create your Oxford ID for you.

Password:

.....

Very Strong

Your password must be a minimum of 6 characters and include at least one lower case letter and one upper case letter, with no spaces.

*Complete this step in order not to have any problems at the end of the period.

1. İLK KEZ KAYIT OLMAK

- ✓ Ad bölümüne önce **ÖĞRENCİ NUMARANIZI** sonra adınızı yazın.*

Full name:

2010999999 Metehan Kılıç

Username:

Please enter your **email address**.

Don't have an email address? Contact your teacher who will be able to create your Oxford ID for you.

Password:

.....

Very Strong

Your password must be a minimum of 6 characters and include at least one lower case letter and one upper case letter, with no spaces.

*Kur sonunda sorun yaşamamak için bu aşamayı doğru tamamladığınıza emin olun.

OXFORD LEARN

1. REGISTERING FOR THE FIRST TIME

- ✓ Write your **Karabük University e-mail address** as your username.*

6/26

Full name:

Username:

Please enter your **email address**.
Don't have an email address? Contact your teacher who will be able to create your Oxford ID for you.

Password:

Very Strong

Your password must be a minimum of 6 characters and include at least one lower case letter and one upper case letter, with no spaces.

*Complete this step in order not to have any problems at the end of the period.

1. İLK KEZ KAYIT OLMAK

- ✓ Kullanıcı adı bölümüne bölümüne **Karabük Üniversitesi e-posta adresinizi** yazın.*

Full name:

Username:

Please enter your **email address**.
Don't have an email address? Contact your teacher who will be able to create your Oxford ID for you.

Password:

Very Strong

Your password must be a minimum of 6 characters and include at least one lower case letter and one upper case letter, with no spaces.

*Kur sonunda sorun yaşamamak için bu aşamayı doğru tamamladığınıza emin olun.

1. REGISTERING FOR THE FIRST TIME

- ✓ In order not to have any issues with displayed time in your activities, choose **Turkey** and **Europe/Istanbul**.

7/26

Country:
Turkey

Time zone
Your time zone setting will be used for all dates and times displayed within your Oxford Learn account and your courses.
Choose your local time zone:
Europe/Istanbul

Security information
Please choose a security question and type an answer. You might be asked to answer your security question if you forget your sign in details.
Choose a security question:
--Please select--

1. İLK KEZ KAYIT OLMAK

- ✓ Etkinliklerinizde zaman gösterimiyle ilgili sorun yaşamamak için **Turkey** ve **Europe/Istanbul** seçimlerini yapın.

Country:
Turkey

Time zone
Your time zone setting will be used for all dates and times displayed within your Oxford Learn account and your courses.
Choose your local time zone:
Europe/Istanbul

Security information
Please choose a security question and type an answer. You might be asked to answer your security question if you forget your sign in details.
Choose a security question:
--Please select--

OXFORD LEARN

1. REGISTERING FOR THE FIRST TIME

- ✓ Complete the remaining information and click **Create my account**.

Terms and Conditions

- I accept the Terms and Conditions.
- I am 16 years old or under; please read our [Information for young learners](#). If you are 16 years old or under, you need permission from your parent/guardian to use this site.

Our [Privacy Policy](#) explains how Oxford University Press handles your personal information. This includes your right to tell us that you do not want your personal information used for marketing or processed as part of our business activities.

We will only use your personal information to provide you with this service.

→ Create my account



1. İLK KEZ KAYIT OLMAK

- ✓ Kalan bilgileri de tamamlayarak **Create my account** düğmesine tıklayın.

Terms and Conditions

- I accept the Terms and Conditions.
- I am 16 years old or under; please read our [Information for young learners](#). If you are 16 years old or under, you need permission from your parent/guardian to use this site.

Our [Privacy Policy](#) explains how Oxford University Press handles your personal information. This includes your right to tell us that you do not want your personal information used for marketing or processed as part of our business activities.

We will only use your personal information to provide you with this service.

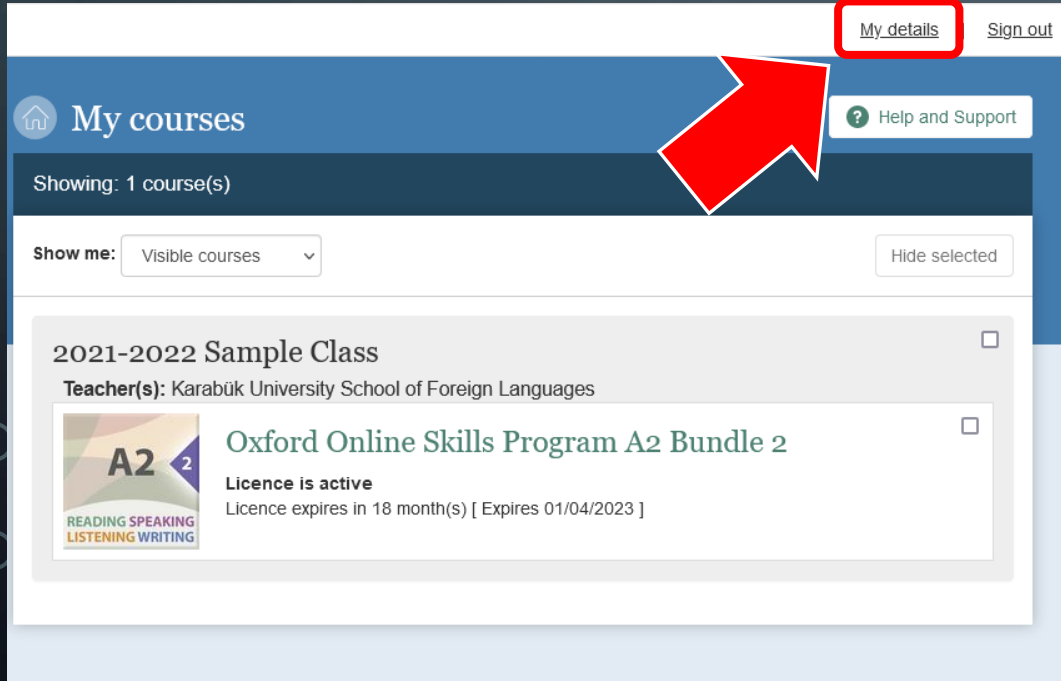
→ Create my account



OXFORD LEARN

2. ALREADY REGISTERED ACCOUNTS

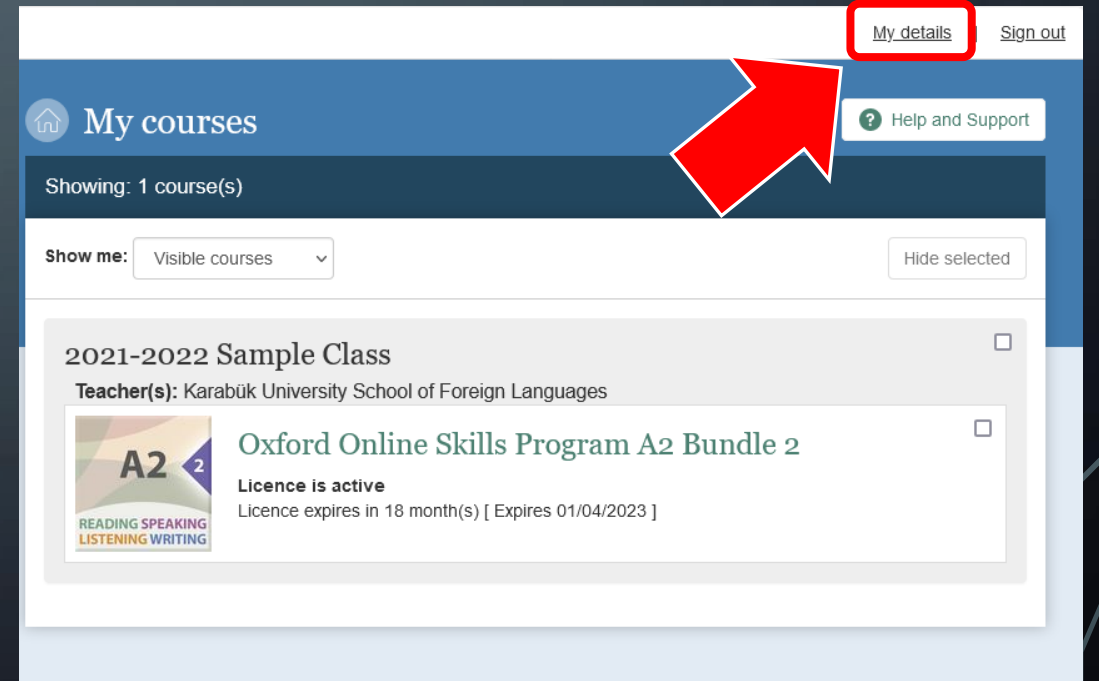
- ✓ If you registered a Navigate book before this document, click on **My details**.



The screenshot shows the 'My courses' page. At the top right, there are two links: 'My details' (highlighted with a red box) and 'Sign out'. A large red arrow points from the 'My details' link towards the center of the page. Below the navigation bar, the page displays 'Showing: 1 course(s)'. Underneath, there is a 'Show me:' dropdown menu set to 'Visible courses' and a 'Hide selected' button. The main content area shows a course card for '2021-2022 Sample Class' by 'Karabük University School of Foreign Languages'. The course is 'Oxford Online Skills Program A2 Bundle 2' with an 'A2' level badge. The license is 'active' and expires on '01/04/2023'.

2. ÖNCEDEN KAYITLI HESAPLAR

- ✓ Bu belgeden önce bir Navigate kitabıyla kayıt oluşturduysanız, **My details** bağlantısına tıklayın.



The screenshot shows the 'My courses' page. At the top right, there are two links: 'My details' (highlighted with a red box) and 'Sign out'. A large red arrow points from the 'My details' link towards the center of the page. Below the navigation bar, the page displays 'Showing: 1 course(s)'. Underneath, there is a 'Show me:' dropdown menu set to 'Visible courses' and a 'Hide selected' button. The main content area shows a course card for '2021-2022 Sample Class' by 'Karabük University School of Foreign Languages'. The course is 'Oxford Online Skills Program A2 Bundle 2' with an 'A2' level badge. The license is 'active' and expires on '01/04/2023'.

2. ALREADY REGISTERED ACCOUNTS

- ✓ Add your **STUDENT NUMBER** before your full name, write your **Karabük University e-mail address** as your e-mail address and username, scroll down the page and save changes.*

i My details

Update your details for all OUP websites and apps that use your Oxford ID:

* Required

Full name:*

2010999999 Metehan Kılıç

Email address:

2010999999@ogrenci.karabuk.edu.tr

Username:*

2010999999@ogrenci.karabuk.edu.tr

Password:

[Change password](#)

*Complete this step in order not to have any problems at the end of the period.

2. ÖNCEDEDEN KAYITLI HESAPLAR

- ✓ Adınızın önüne **ÖĞRENCİ NUMARANIZI** ekleyin, e-posta adresi ve kullanıcı adı bölümüne **Karabük Üniversitesi e-posta adresinizi** yazın, sayfanın aşağısına gidin ve değişiklikleri kaydedin.*

i My details

Update your details for all OUP websites and apps that use your Oxford ID:

* Required

Full name:*

2010999999 Metehan Kılıç

Email address:

2010999999@ogrenci.karabuk.edu.tr

Username:*

2010999999@ogrenci.karabuk.edu.tr

Password:

[Change password](#)

*Kur sonunda sorun yaşamamak için bu aşamayı doğru tamamladığınıza emin olun.

OXFORD LEARN

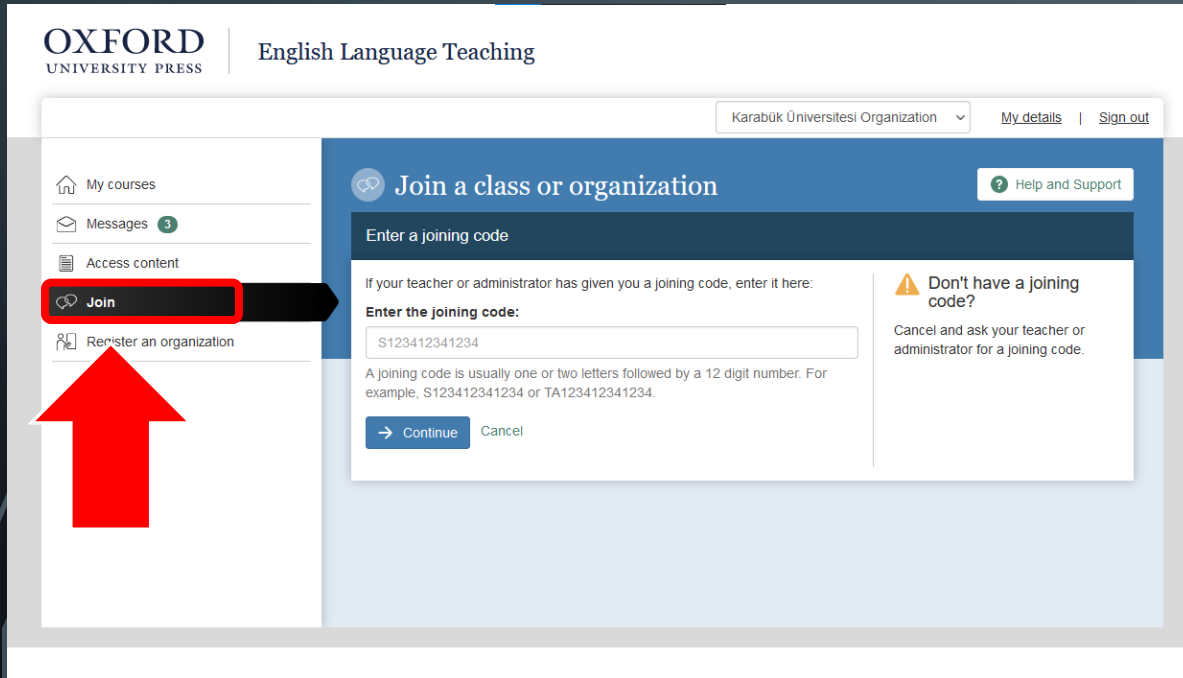
3. JOINING A CLASS

✓ Click **Join a class or organization**.

3. SINIFA KATILMAK

✓ **Join a class or organization** düğmesine tıklayın.

11/26



OXFORD UNIVERSITY PRESS | English Language Teaching

Karabük Üniversitesi Organization | My details | Sign out

My courses

Messages 3

Access content

Join

Register an organization

Join a class or organization

Help and Support

Enter a joining code

If your teacher or administrator has given you a joining code, enter it here:

Enter the joining code:

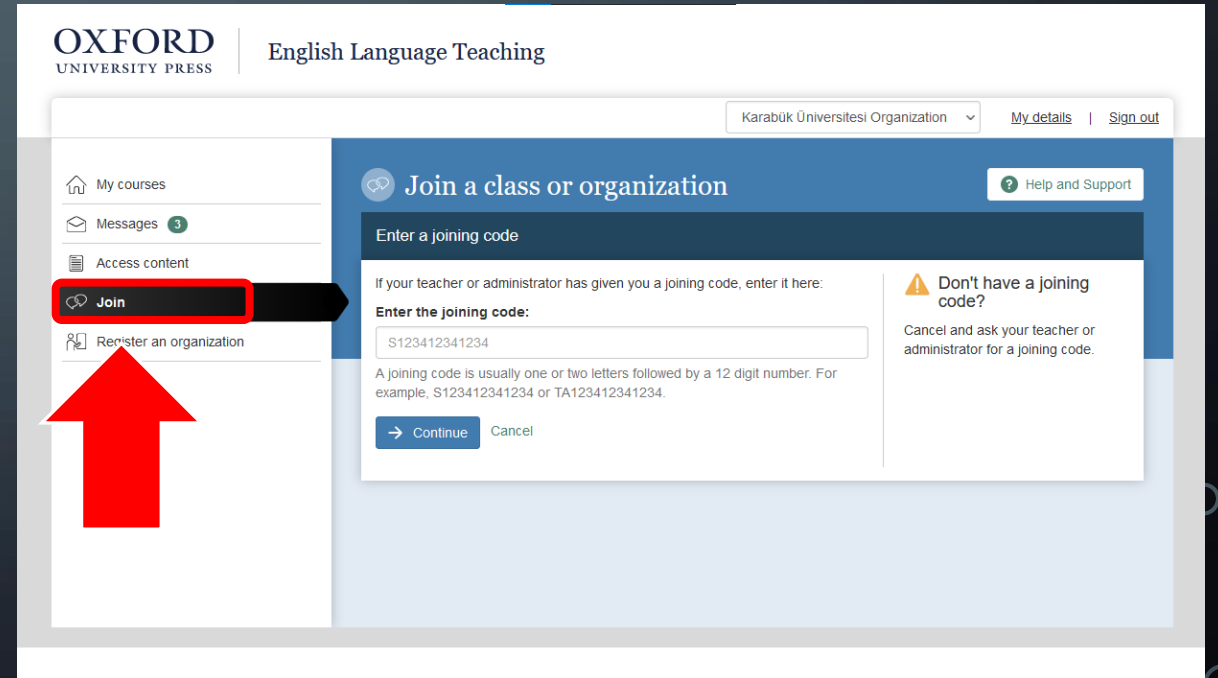
S123412341234

A joining code is usually one or two letters followed by a 12 digit number. For example, S123412341234 or TA123412341234.

→ Continue Cancel

Don't have a joining code?

Cancel and ask your teacher or administrator for a joining code.



OXFORD UNIVERSITY PRESS | English Language Teaching

Karabük Üniversitesi Organization | My details | Sign out

My courses

Messages 3

Access content

Join

Register an organization

Join a class or organization

Help and Support

Enter a joining code

If your teacher or administrator has given you a joining code, enter it here:

Enter the joining code:

S123412341234

A joining code is usually one or two letters followed by a 12 digit number. For example, S123412341234 or TA123412341234.

→ Continue Cancel

Don't have a joining code?

Cancel and ask your teacher or administrator for a joining code.

OXFORD LEARN

3. JOINING A CLASS

✓ Enter the appropriate code for your level, and click **Continue**.

- ✓ Level 1 : **S336653228610**
- ✓ Level 2 : **S336654548510**

3. SINIFA KATILMAK

✓ Seviyenize uygun kodu girerek **Continue** düğmesine tıklayın.

- ✓ Level 1 : **S336653228610**
- ✓ Level 2 : **S336654548510**

Join a class or organization Help and Support

Enter a joining code

If your teacher or administrator has given you a joining code, enter it here:

Enter the joining code:

A joining code is usually one or two letters followed by a 12 digit number. For example, S123412341234 or TA123412341234.

[Continue](#) [Cancel](#)

Don't have a joining code?
Cancel and ask your teacher or administrator for a joining code.

Join a class or organization Help and Support

Enter a joining code

If your teacher or administrator has given you a joining code, enter it here:

Enter the joining code:

A joining code is usually one or two letters followed by a 12 digit number. For example, S123412341234 or TA123412341234.

[Continue](#) [Cancel](#)

Don't have a joining code?
Cancel and ask your teacher or administrator for a joining code.

OXFORD LEARN

REPEAT STUDENTS

- ✓ If you are repeating the same level and used your code before, after joining the class, you must click on:

Use course with class: KBU SFL 2022-2023...

TEKRARLI ÖĞRENCİLER

- ✓ Aynı seviyeyi tekrar ediyorsanız ve daha önce kodunuzu kullandıysanız, sınıfa katıldıktan sonra şu bağlantıya tıklamanız gerekmektedir:

Use course with class: KBU SFL 2022-2023...

My courses Help and Support

Showing: 1 course(s)

Show me: Visible courses Hide selected

Self-study

A2 2

Oxford Online Skills Program A2 Bundle 2

Licence is active
Licence expires in 17 month(s) [Expires 01/04/2023]

→ Use course with class: KBU SFL 2021-2022 P2L1

My courses Help and Support

Showing: 1 course(s)

Show me: Visible courses Hide selected

Self-study

A2 2

Oxford Online Skills Program A2 Bundle 2

Licence is active
Licence expires in 17 month(s) [Expires 01/04/2023]

→ Use course with class: KBU SFL 2021-2022 P2L1

OXFORD LEARN

REPEAT STUDENTS

- ✓ If you do not click on **Use course with class: KBU SFL 2022-2023**, your activities will be registered as self study, and your grades cannot be transferred at the end of the period. So, this step is important.

TEKRARLI ÖĞRENCİLER

- ✓ **Use course with class: KBU SFL 2022-2023** bağlantısına tıklamazsanız, etkinlikleriniz bireysel çalışma olarak kaydolacaktır ve kur sonunda notlarınız aktarılamayacaktır. Bu yüzden bu aşama önemlidir.

My courses Help and Support

Showing: 1 course(s)

Show me: Visible courses Hide selected

Self-study

A2 2

Oxford Online Skills Program A2 Bundle 2

Licence is active
Licence expires in 17 month(s) [Expires 01/04/2023]

→ Use course with class: KBU SFL 2021-2022 P2L1

My courses Help and Support

Showing: 1 course(s)

Show me: Visible courses Hide selected

Self-study

A2 2

Oxford Online Skills Program A2 Bundle 2

Licence is active
Licence expires in 17 month(s) [Expires 01/04/2023]

→ Use course with class: KBU SFL 2021-2022 P2L1

OXFORD LEARN

3. JOINING A CLASS

- ✓ Click on **Oxford Online Skills Program** of the classroom which you joined.

3. SINIFA KATILMAK

- ✓ Sınıf koduyla katıldığınız sınıfın **Oxford Online Skills Program** bağlantısına tıklayın.

15/26

The screenshot shows the 'My courses' page on the Oxford Learn platform. At the top, there is a 'My courses' header with a home icon and a 'Help and Support' button. Below the header, it says 'Showing: 1 course(s)'. There is a 'Show me:' dropdown menu set to 'Visible courses' and a 'Hide selected' button. A green notification box with a close icon (X) says 'You've joined successfully' and provides instructions: 'You will see your courses below. You may need to enter an access code to start a course. If you have any questions, ask your teacher or administrator for help.' Below the notification, the course 'KBU SFL 2021-2022 P2L1' is listed with the teacher 'Karabük University School of Foreign Languages'. A red box highlights the course card for 'Oxford Online Skills Program A2 Bundle 2', which shows 'Licence is active' and 'Licence expires in 17 month(s) [Expires 01/04/2023]'. A red arrow points to the course card.

The screenshot shows the 'My courses' page on the Oxford Learn platform. At the top, there is a 'My courses' header with a home icon and a 'Help and Support' button. Below the header, it says 'Showing: 1 course(s)'. There is a 'Show me:' dropdown menu set to 'Visible courses' and a 'Hide selected' button. A green notification box with a close icon (X) says 'You've joined successfully' and provides instructions: 'You will see your courses below. You may need to enter an access code to start a course. If you have any questions, ask your teacher or administrator for help.' Below the notification, the course 'KBU SFL 2021-2022 P2L1' is listed with the teacher 'Karabük University School of Foreign Languages'. A red box highlights the course card for 'Oxford Online Skills Program A2 Bundle 2', which shows 'Licence is active' and 'Licence expires in 17 month(s) [Expires 01/04/2023]'. A red arrow points to the course card.

4. ENTERING ACCESS CODE

- ✓ Enter the access code which is provided via your course book and click **Continue**.
- ✓ If you are repeating the same level, you will not see this step.

4. ERİŞİM KODUNU GİRMEK

- ✓ Kitabınızla birlikte size sağlanan erişim kodunuzu girin ve **Continue** düğmesine tıklayın.
- ✓ Aynı seviyeyi tekrarlıyorsanız bu aşamayı görmezsiniz.

Access content Help and Support

Enter an access code

Enter your Oxford Online Skills Program A2 Bundle 2 access code below

Enter your access code:

1234-5678-9101

Access codes are included with some Oxford University Press course books. Codes can also be bought online or as standard one access code cards.

I accept the terms of use for this course

[Continue](#)

Find your access code

On a card

In an email

Access content Help and Support

Enter an access code

Enter your Oxford Online Skills Program A2 Bundle 2 access code below

Enter your access code:

1234-5678-9101

Access codes are included with some Oxford University Press course books. Codes can also be bought online or as standard one access code cards.

I accept the terms of use for this course

[Continue](#)

Find your access code

On a card

In an email

OXFORD LEARN

5. YOU ARE READY!

- ✓ All the steps are complete.
You can start doing the activities.

5. HAZIRSINIZ!

- ✓ Bütün aşamalar tamam.
Artık etkinlikleri yapmaya başlayabilirsiniz.

17/26

My courses Help and Support

Showing: 1 course(s)

Show me: Visible courses Hide selected

KBU SFL 2021-2022 P2L1 ☐

Teacher(s): Karabük University School of Foreign Languages

A2 2 ☐

Oxford Online Skills Program A2 Bundle 2

Licence is active
Licence expires in 17 month(s) [Expires 01/04/2023]

My courses Help and Support

Showing: 1 course(s)

Show me: Visible courses Hide selected

KBU SFL 2021-2022 P2L1 ☐

Teacher(s): Karabük University School of Foreign Languages

A2 2 ☐

Oxford Online Skills Program A2 Bundle 2

Licence is active
Licence expires in 17 month(s) [Expires 01/04/2023]

OXFORD LEARN

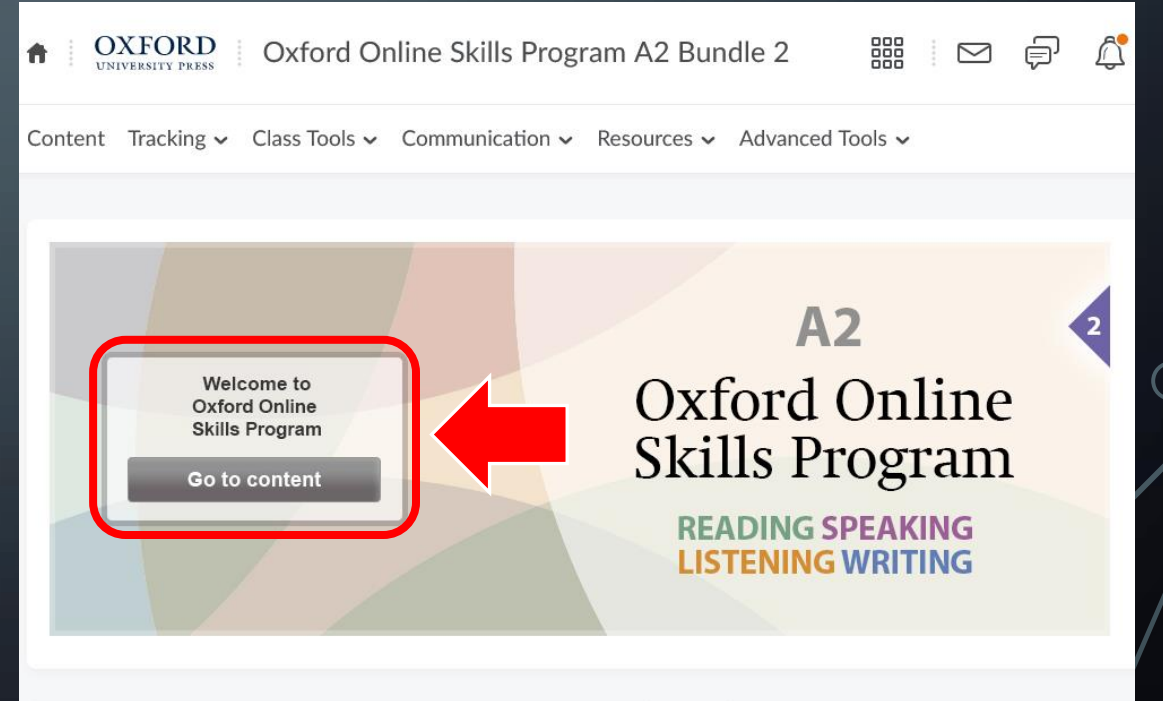
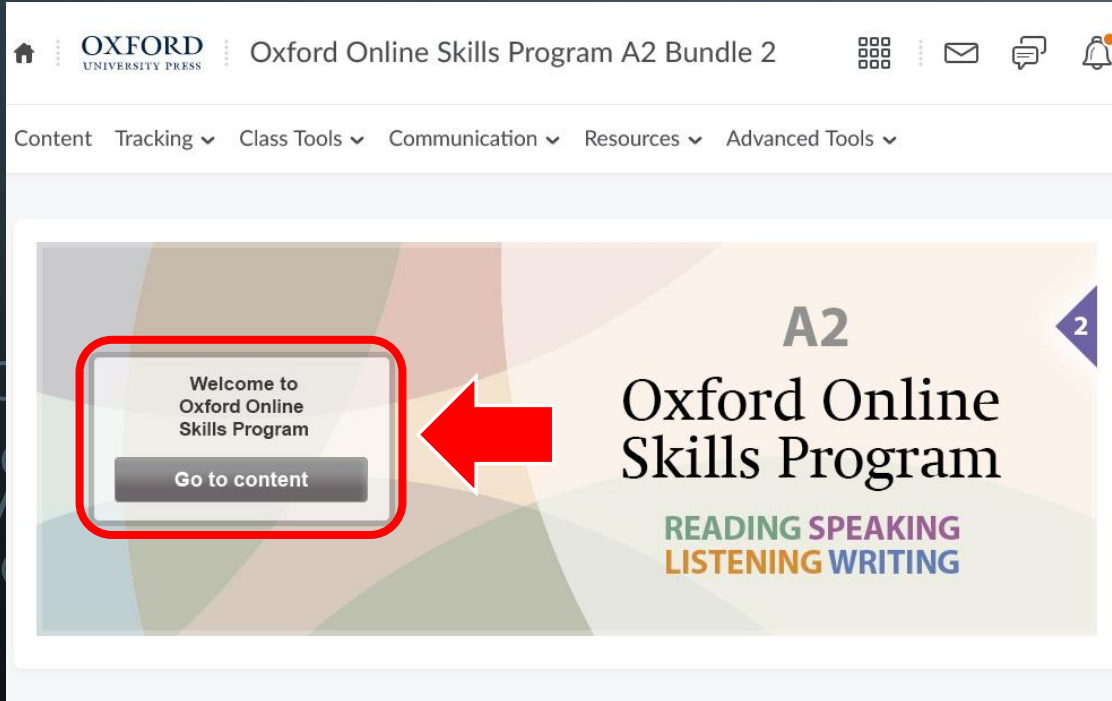
5. DOING THE EXERCISES

✓ Click on **Go to content**.

5. ALIŐTIRMALARI YAPMAK

✓ **Go to content** düğmesine tıklayın.

18/26



OXFORD LEARN

5. DOING THE EXERCISES

✓ Click on **Engage**.

The screenshot shows the Oxford Learn interface. On the left, a 'Contents' sidebar lists various sections: 'Reading' (04 October - 12 November, 13 items), 'R1: Health' (checked), 'R2: Time' (checked), 'R3: Music' (1 item), 'R4: Sport' (4 items), and 'R5: Science' (4 items). The 'Reading' section is highlighted with a red box. On the right, the 'R1: Health' section is expanded, showing 'Engage' (Link), 'Explore' (Link), 'Task 1' (Link), and 'Task 2' (Link). The 'Engage' link is highlighted with a red box and a red arrow pointing to it.

5. ALIŞTIRMALARI YAPMAK

✓ **Engage** bağlantısına tıklayın.

The screenshot shows the Oxford Learn interface. On the left, a 'Contents' sidebar lists various sections: 'Reading' (04 October - 12 November, 13 items), 'R1: Health' (checked), 'R2: Time' (checked), 'R3: Music' (1 item), 'R4: Sport' (4 items), and 'R5: Science' (4 items). The 'Reading' section is highlighted with a red box. On the right, the 'R1: Health' section is expanded, showing 'Engage' (Link), 'Explore' (Link), 'Task 1' (Link), and 'Task 2' (Link). The 'Engage' link is highlighted with a red box and a red arrow pointing to it.

5. DOING THE EXERCISES

- ✓ **Engage** activity is just an introduction to the topic. You are not graded from this activity.
- ✓ When you spend enough time with this activity, click next and move to the next activity. Following activities are graded.

Contents > Reading > R1: Health > Engage

Engage

Cultural glossary - Your Notes

Watch the video about one of the spas in Bath, England. Have you ever been to a spa? Why are spas good for us?

READING ENGAGE 1 of 5

Health

Bath Spa is in the centre of the city of Bath in south west England.

00:02 / 01:15

< >

5. ALIŐTIRMALARI YAPMAK

- ✓ **Engage** etkinliđi konunun baŐlangıcıdır. Bu etkinlikten notlandırılmazsınız.
- ✓ Bu etkinlikte gerekli grdđnz miktarda vakit geirdikten sonra diđer etkinliđe gein. Bundan sonraki etkinlikler notlandırılır.

Contents > Reading > R1: Health > Engage

Engage

Cultural glossary - Your Notes

Watch the video about one of the spas in Bath, England. Have you ever been to a spa? Why are spas good for us?

READING ENGAGE 1 of 5

Health

Bath Spa is in the centre of the city of Bath in south west England.

00:02 / 01:15

< >

5. DOING THE EXERCISES

- ✓ When you finish an activity, do not go to the next activity without clicking **Submit** button.
- ✓ If you do not press the **Submit** button, your activity is not recorded.

5. ALIŞTIRMALARI YAPMAK

- ✓ Bir etkinliği tamamladığınızda, **Submit** düğmesine basmadan diğer bir etkinliğe geçmeyin.
- ✓ **Submit** düğmesine basmazsanız, yaptığınız etkinlik kaydedilmez.

21/26

Contents > Reading > R1: Health > Explore

Explore

Tip Your Notes

Complete the paragraph about Miguel, a teacher, with the correct words.

bubbles minerals relax facial massage hot

I'm a teacher and at the end of term I'm very tired. I love going to the spa. It really helps me to ¹ _____. The water there is clean and full of ² _____. You can drink the water and bathe in it! I always go to the whirlpool first. I sit in it for 15 minutes and feel the water moving around me. You can't see yourself in the water as there are so many ³ _____. Sometimes I have a steam bath. It's very ⁴ _____, but very relaxing. My back often hurts by the end of term. So I like to go for a ⁵ _____. It lasts for an hour and afterwards I always feel better. I like the idea of someone massaging my face and using expensive cream. But I've never had a ⁶ _____. Maybe next year...

READING EXPLORE 2 of 5 Health

Try again Reset Submit

Contents > Reading > R1: Health > Explore

Explore

Tip Your Notes

Complete the paragraph about Miguel, a teacher, with the correct words.

bubbles minerals relax facial massage hot

I'm a teacher and at the end of term I'm very tired. I love going to the spa. It really helps me to ¹ _____. The water there is clean and full of ² _____. You can drink the water and bathe in it! I always go to the whirlpool first. I sit in it for 15 minutes and feel the water moving around me. You can't see yourself in the water as there are so many ³ _____. Sometimes I have a steam bath. It's very ⁴ _____, but very relaxing. My back often hurts by the end of term. So I like to go for a ⁵ _____. It lasts for an hour and afterwards I always feel better. I like the idea of someone massaging my face and using expensive cream. But I've never had a ⁶ _____. Maybe next year...

READING EXPLORE 2 of 5 Health

Try again Reset Submit

OXFORD LEARN

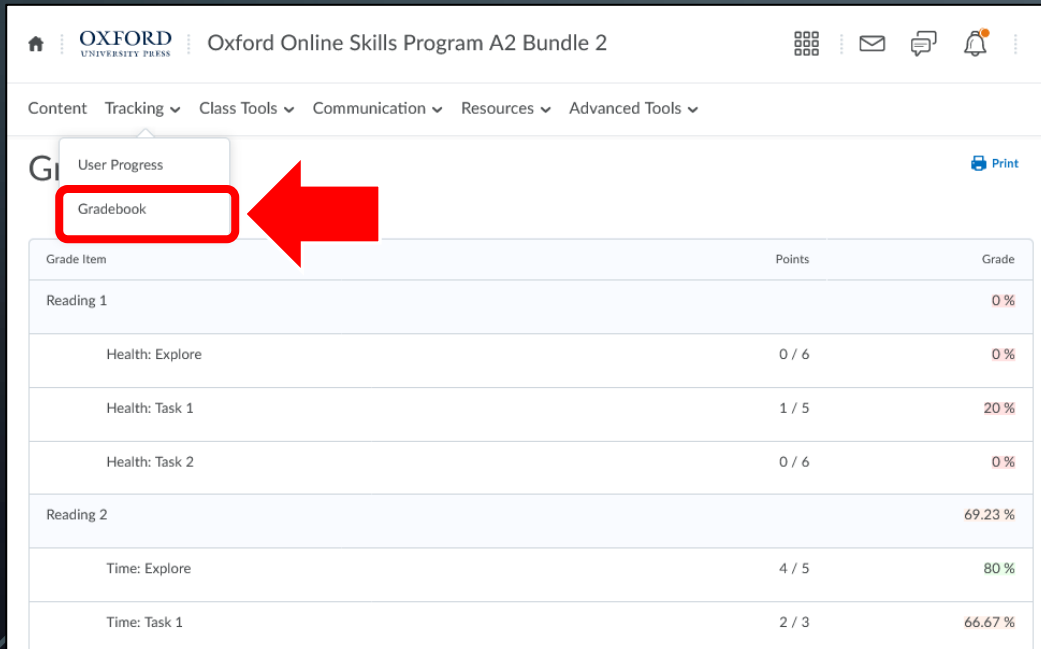
5. DOING THE EXERCISES

- ✓ You can view your progress by clicking on **Tracking>Gradebook**.

5. ALIŞTIRMALARI YAPMAK

- ✓ **Tracking>Gradebook** bağlantısına tıklayarak ilerlemenizi görüntüleyebilirsiniz.

22/26



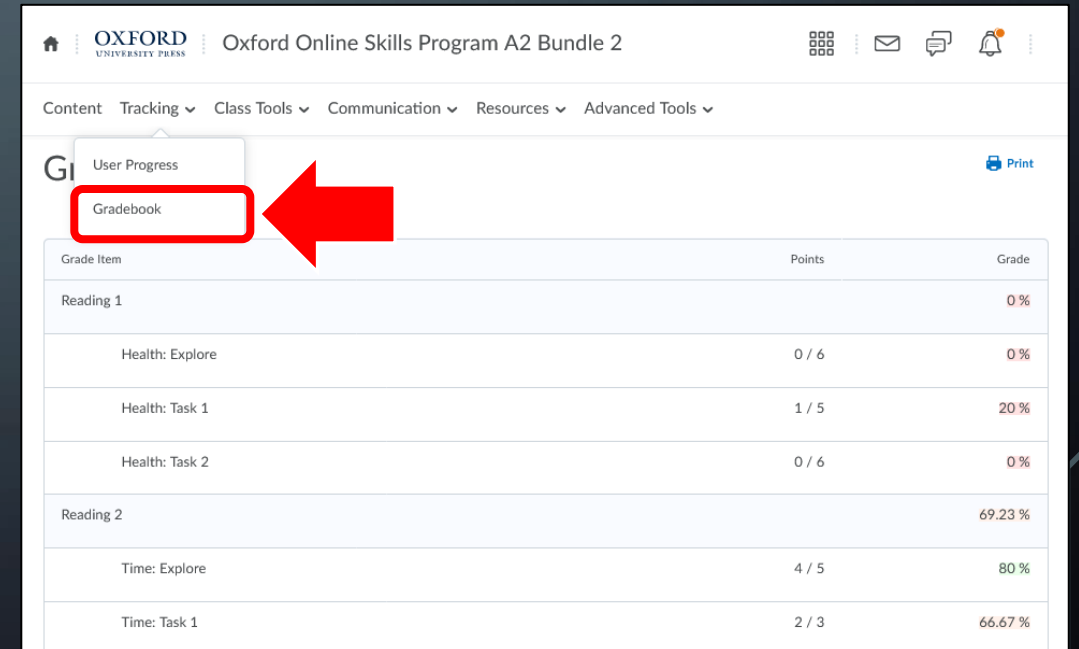
Oxford Online Skills Program A2 Bundle 2

Content Tracking ▾ Class Tools ▾ Communication ▾ Resources ▾ Advanced Tools ▾

GI User Progress Print

Gradebook

Grade Item	Points	Grade
Reading 1		0 %
Health: Explore	0 / 6	0 %
Health: Task 1	1 / 5	20 %
Health: Task 2	0 / 6	0 %
Reading 2		69.23 %
Time: Explore	4 / 5	80 %
Time: Task 1	2 / 3	66.67 %



Oxford Online Skills Program A2 Bundle 2

Content Tracking ▾ Class Tools ▾ Communication ▾ Resources ▾ Advanced Tools ▾

GI User Progress Print

Gradebook

Grade Item	Points	Grade
Reading 1		0 %
Health: Explore	0 / 6	0 %
Health: Task 1	1 / 5	20 %
Health: Task 2	0 / 6	0 %
Reading 2		69.23 %
Time: Explore	4 / 5	80 %
Time: Task 1	2 / 3	66.67 %

OXFORD LEARN

IMPORTANT ADDITIONAL INFORMATION

- ✓ If you entered only your access code and did not join a class, your activity is registered as **Self Study** and it cannot be transferred to your grades at the end of the period.

23/26

- ✓ To solve this, you must enter class joining code on page 12, and click **Continue**.

Karabük Üniversitesi Organization | My details | Sign out

My courses | Messages 3 | Access content | **Join** | Register an organization

Join a class or organization

Enter a joining code

If your teacher or administrator has given you a joining code, enter it here:

Enter the joining code:

S123412341234

A joining code is usually one or two letters followed by a 12 digit number. For example, S123412341234 or TA123412341234.

Don't have a joining code?

Cancel and ask your teacher or administrator for a joining code.

[Continue](#) [Cancel](#)

ÖNEMLİ EK BİLGİLER

- ✓ Yalnızca erişim kodunu girerek; sınıfa katılmadan alıştırmaları yaparsanız, etkinliğiniz **Bireysel Çalışma** olarak kaydolur ve kur sonundaki notlarınıza aktarılamaz.
- ✓ Bu sorunu çözmek için, 12. sayfadaki sınıfa katılma kodunu girin ve **Continue** düğmesine tıklayın.

Karabük Üniversitesi Organization | My details | Sign out

My courses | Messages 3 | Access content | **Join** | Register an organization

Join a class or organization

Enter a joining code

If your teacher or administrator has given you a joining code, enter it here:

Enter the joining code:

S123412341234

A joining code is usually one or two letters followed by a 12 digit number. For example, S123412341234 or TA123412341234.

Don't have a joining code?

Cancel and ask your teacher or administrator for a joining code.

[Continue](#) [Cancel](#)

OXFORD LEARN

IMPORTANT ADDITIONAL INFORMATION

- ✓ After entering your classroom joining code, you must click **Use course with class:** link.

ÖNEMLİ EK BİLGİLER

- ✓ Sınıfa katılma kodunu girdikten sonra **Use course with class:** bağlantısına tıklamalısınız.

24/26

OXFORD UNIVERSITY PRESS | English Language Teaching

Karabük Üniversitesi Organization | My details | Sign out

My courses

Messages 3

Access content

Join

Register an organization

My courses

Showing: 1 course(s)

Show me: Visible courses | Hide selected

Self-study

A2 2

Oxford Online Skills Program A2 Bundle 2

Licence is active

Licence expires in 18 month(s) [Expires 01/04/2023]

→ Use course with class: 2021-2022 Sample Class

OXFORD UNIVERSITY PRESS | English Language Teaching

Karabük Üniversitesi Organization | My details | Sign out

My courses

Messages 3

Access content

Join

Register an organization

My courses

Showing: 1 course(s)

Show me: Visible courses | Hide selected

Self-study

A2 2

Oxford Online Skills Program A2 Bundle 2

Licence is active

Licence expires in 18 month(s) [Expires 01/04/2023]

→ Use course with class: 2021-2022 Sample Class

OXFORD LEARN

IMPORTANT ADDITIONAL INFORMATION

- ✓ **If you do not join the correct class before due date, your grades cannot be transferred at the end of the period. So, make sure to join correct class in time.**
- ✓ Do not forget to click **Submit** button before going to next activity.
- ✓ For all types of activities, your first attempts are graded in the assignments.
- ✓ The due date for Oxford Learn content is: **13.01.2023, 23:59**

ÖNEMLİ EK BİLGİLER

- ✓ **Ödev son târihinden önce doğru sınıfa katılmazsanız, kur sonunda notlarınız aktarılamaz. Bu yüzden, zamânında doğru sınıfa katıldığınıza emin olun.**
- ✓ Bir sonraki alıştırmaya geçmeden önce **Submit** düğmesine basmayı unutmayın.
- ✓ Her bir alıştırma türü için, ilk seferki tamamlamanız notlandırılır.
- ✓ Oxford Learn içeriklerini tamamlamak için son târih: **13.01.2023, 23.59.**

OXFORD LEARN

IMPORTANT ADDITIONAL INFORMATION

- ✓ If you forget your password, visit here:
<https://enrolment.oxfordlearn.com/User/ForgotPasswordRedirect>
- ✓ If you have problems with your access code or registration, contact Oxford:
enrolment.oxfordlearn.com/StaticFiles/tr/HelpFiles/index.html?contact_us.html
- ✓ For other questions which are not answered in this document, contact us:
ydyo@karabuk.edu.tr
- ✓ You are responsible for following all the steps precisely in this document.

ÖNEMLİ EK BİLGİLER

- ✓ Şifrenizi unutursanız, şu adrese gidin:
<https://enrolment.oxfordlearn.com/User/ForgotPasswordRedirect>
- ✓ Erişim kodunuzla ya da sisteme kayıtlı sorun yaşıyorsanız Oxford'la iletişime geçin:
enrolment.oxfordlearn.com/StaticFiles/tr/HelpFiles/index.html?contact_us.html
- ✓ Bu belgede bulunmayan diğer sorularınız için bize e-posta gönderin:
ydyo@karabuk.edu.tr
- ✓ Bu belgedeki tüm aşamaları eksiksizce uygulamaktan sorumlusunuz.