

# KBU SFL 2020-2021

## PERIOD 1 LABORATORY STUDIES



# KBU SFL 2020-2021

## PERIOD 1 LABORATORY STUDIES

IN ORDER NOT TO MAKE MISTAKES,  
PLEASE READ ALL THE INFORMATION CAREFULLY  
AND FOLLOW THE STEPS IN ORDER

HATA YAPMAMAK İÇİN,  
LÜTFEN TÜM BİLGİLERİ DİKKÂTLİCE OKUYUN  
VE AŞAMALARI SIRASIYLA TÂKİP EDİN

# OXFORD Q Skills

**IF YOU HAVEN'T REGISTERED  
WITH YOUR Q SKILLS BOOK  
CODE YET, CONTINUE WITH  
THE NEXT PAGE**

If you registered a book before this  
announcement, go to page 10.

**Q SKILLS KİTAP KODUNU  
KULLANARAK HENÜZ KAYIT  
OLMADIYSANIZ, BİR SONRAKİ  
SAYFAYA GEÇİN**

Bu duyurudan önce bir Q Skills kitabıyla kayıt  
oluşturduysanız 10. sayfaya gidin.

# OXFORD Q Skills

## 1. REGISTERING FOR THE FIRST TIME

- ✓ Go to [www.iQ3eonlinepractice.com](http://www.iQ3eonlinepractice.com) website and click **Register**.

**Q: Skills for Success**  
THIRD EDITION

**Sign in**  
Sign in using your [Oxford ID](#)

Username

Password

[Forgotten your password?](#)

Sign in

**Register**  
Don't have an Oxford ID account?  
Create one now with your [access code](#) for Q3e.

Register

## 1. İLK KEZ KAYIT OLMAK

- ✓ [www.iQ3eonlinepractice.com](http://www.iQ3eonlinepractice.com) adresine gidin ve **Register**'a tıklayın.

**Q: Skills for Success**  
THIRD EDITION

**Sign in**  
Sign in using your [Oxford ID](#)

Username

Password

[Forgotten your password?](#)

Sign in

**Register**  
Don't have an Oxford ID account?  
Create one now with your [access code](#) for Q3e.

Register

# OXFORD Q Skills

## 1. REGISTERING FOR THE FIRST TIME

- ✓ Type your e-mail twice and click **Continue**.

**Register** Part 1 of 2

Choose your language

English

Your language choice is used for registration and Help and Support. The rest of the website is in English.

Email address

Confirm email address

Your email address will be your username. You will use this to sign in.

Our [Privacy Policy](#) sets out how Oxford University Press handles your personal information, and your rights to object to your personal information being used for marketing to you or being processed as part of our business activities.

We will only use your personal information to provide you with this service.

**Continue**

## 1. İLK KEZ KAYIT OLMAK

- ✓ E-postanızı iki kez yazarak **Continue**'ya tıklayın.

**Register** Part 1 of 2

Choose your language

English

Your language choice is used for registration and Help and Support. The rest of the website is in English.

Email address

Confirm email address

Your email address will be your username. You will use this to sign in.

Our [Privacy Policy](#) sets out how Oxford University Press handles your personal information, and your rights to object to your personal information being used for marketing to you or being processed as part of our business activities.

We will only use your personal information to provide you with this service.

**Continue**

# OXFORD Q Skills

## 1. REGISTERING FOR THE FIRST TIME

- ✓ Type your access code on your book's inner cover and click **Check code**.

6/20

Register Part 2 of 2

Choose your account type

Student

Enter your access code

S 123 456 7890 **Check code**

You need an access code to use your Online Practice.

Your name

**First name**

**Last name**

This is how your name will display on your account. If you join a class, other people in the class will see the name you enter here.

## 1. İLK KEZ KAYIT OLMAK

- ✓ Kitabınızın iç kapağındaki erişim kodunuzu girin ve **Check code**'a basın.

Register Part 2 of 2

Choose your account type

Student

Enter your access code

S 123 456 7890 **Check code**

You need an access code to use your Online Practice.

Your name

**First name**

**Last name**

This is how your name will display on your account. If you join a class, other people in the class will see the name you enter here.

# OXFORD Q Skills

## 1. REGISTERING FOR THE FIRST TIME

- ✓ Firstly write your **STUDENT NUMBER** then write your first name.\*

Register Part 2 of 2

Choose your account type

Student

Enter your access code

S 123 456 7890 Check code

You need an access code to use your Online Practice.

Your name

First name

2010999999 Metehan

Last name

This is how your name will display on your account. If you join a class, other people in the class will see the name you enter here.

\*Make sure that you complete this step correctly in order not to have any problems at the end of the period.

## 1. İLK KEZ KAYIT OLMAK

- ✓ Ad bölümüne önce **ÖĞRENCİ NUMARANIZI** sonra adınızı yazın.\*

Register Part 2 of 2

Choose your account type

Student

Enter your access code

S 123 456 7890 Check code

You need an access code to use your Online Practice.

Your name

First name

2010999999 Metehan

Last name

This is how your name will display on your account. If you join a class, other people in the class will see the name you enter here.

\*Kur sonunda sorun yaşamamak için bu aşamayı doğru tamamladığınıza emin olun.

# OXFORD Q Skills

## 1. REGISTERING FOR THE FIRST TIME

✓ Type your surname as usual.

8/20

Register Part 2 of 2

Choose your account type

Student

Enter your access code

S 123 456 7890 Check code

You need an access code to use your Online Practice.

Your name

First name

2010999999 Metehan

Last name

Kılıç

This is how your name will display on your account. If you join a class, other people in the class will see the name you enter here.

## 1. İLK KEZ KAYIT OLMAK

✓ Soyadınızı olduğu gibi yazın.

Register Part 2 of 2

Choose your account type

Student

Enter your access code

S 123 456 7890 Check code

You need an access code to use your Online Practice.

Your name

First name

2010999999 Metehan

Last name

Kılıç

This is how your name will display on your account. If you join a class, other people in the class will see the name you enter here.



# OXFORD Q Skills

## 1. REGISTERING FOR THE FIRST TIME

- ✓ Complete the remaining details and click **Complete registration**.

## 1. İLK KEZ KAYIT OLMAK

- ✓ Geri kalan bilgileri de doldurarak **Complete registration**'a tıklayın.

9/20

Country or region (Optional)  
Turkey

Your password  
Password  
.....

Confirm password  
.....

Your password must be a minimum of 6 characters and include at least one lower-case letter and one upper-case letter, with no spaces.

I agree to the [Terms and Conditions](#). If you are 16 years old or under, you need permission from your parent or guardian to use this site.

**Complete registration**

Country or region (Optional)  
Turkey

Your password  
Password  
.....

Confirm password  
.....

Your password must be a minimum of 6 characters and include at least one lower-case letter and one upper-case letter, with no spaces.

I agree to the [Terms and Conditions](#). If you are 16 years old or under, you need permission from your parent or guardian to use this site.

**Complete registration**

# OXFORD Q Skills

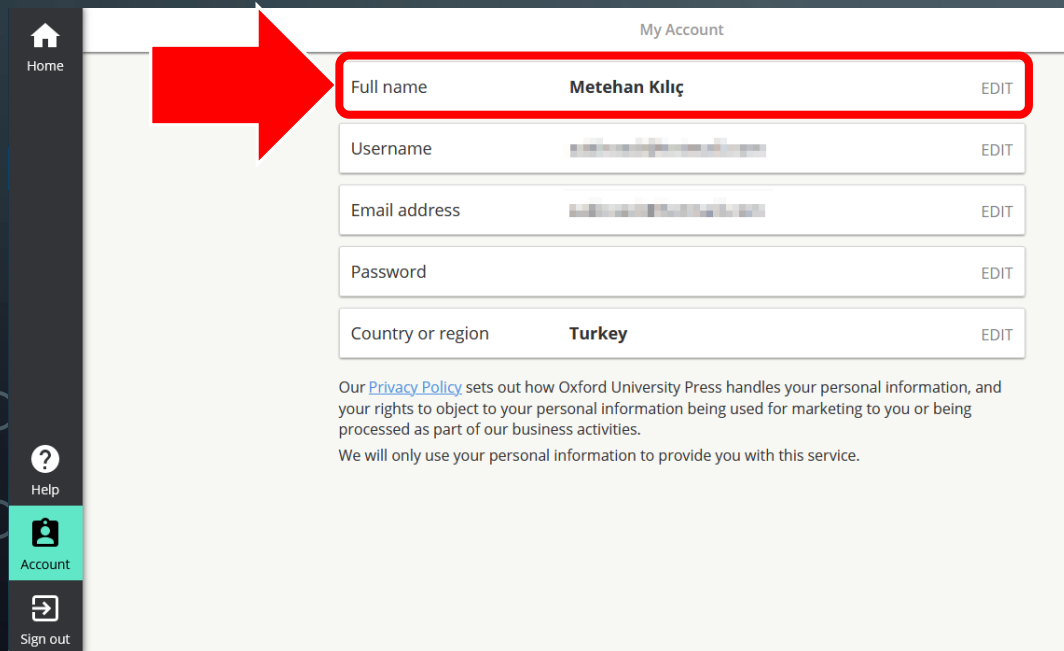
## 2. ALREADY REGISTERED ACCOUNTS

- ✓ If you registered a Q Skills book before this document, go to account settings and click on your name.

## 2. ÖNCE DEN KAYITLI HESAPLAR

- ✓ Bu belgeden önce bir Q Skills kitabıyla kayıt oluşturduysanız, hesap ayarlarınıza gidin ve adınıza tıklayın.

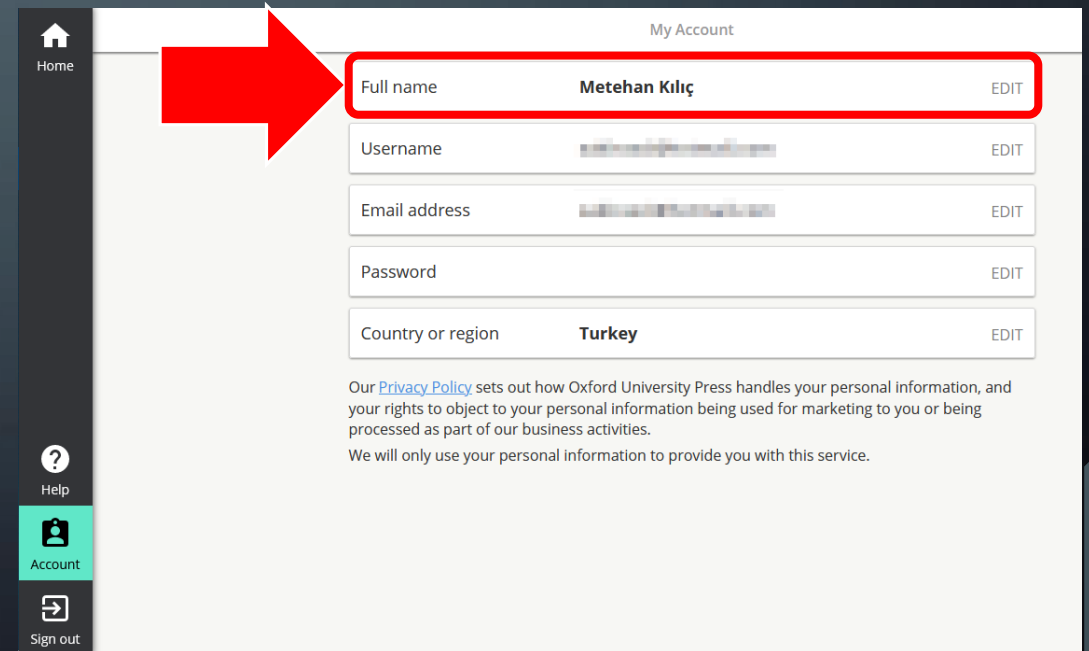
10/20



The screenshot shows the 'My Account' page with a sidebar on the left containing 'Home', 'Help', 'Account', and 'Sign out' options. The main content area displays a list of account details: 'Full name' (Metehan Kılıç), 'Username', 'Email address', 'Password', and 'Country or region' (Turkey). A red arrow points to the 'Full name' field, which is highlighted with a red border. Below the list, there is a paragraph of text regarding the Privacy Policy.

Field	Value	Action
Full name	Metehan Kılıç	EDIT
Username	[Redacted]	EDIT
Email address	[Redacted]	EDIT
Password	[Redacted]	EDIT
Country or region	Turkey	EDIT

Our [Privacy Policy](#) sets out how Oxford University Press handles your personal information, and your rights to object to your personal information being used for marketing to you or being processed as part of our business activities.  
We will only use your personal information to provide you with this service.



The screenshot shows the 'My Account' page with a sidebar on the left containing 'Home', 'Help', 'Account', and 'Sign out' options. The main content area displays a list of account details: 'Full name' (Metehan Kılıç), 'Username', 'Email address', 'Password', and 'Country or region' (Turkey). A red arrow points to the 'Full name' field, which is highlighted with a red border. Below the list, there is a paragraph of text regarding the Privacy Policy.

Field	Value	Action
Full name	Metehan Kılıç	EDIT
Username	[Redacted]	EDIT
Email address	[Redacted]	EDIT
Password	[Redacted]	EDIT
Country or region	Turkey	EDIT

Our [Privacy Policy](#) sets out how Oxford University Press handles your personal information, and your rights to object to your personal information being used for marketing to you or being processed as part of our business activities.  
We will only use your personal information to provide you with this service.

# OXFORD Q Skills

## 2. ALREADY REGISTERED ACCOUNTS

- ✓ Add your **STUDENT NUMBER** before your first name and save changes.

## 2. ÖNCEDEN KAYITLI HESAPLAR

- ✓ Adınızın önüne **ÖĞRENCİ NUMARANIZI** ekleyin ve değişiklikleri kaydedin.

11/20

My Account

Change your name OXFORD ID

**First name**


2010999999 Metehan

**Last name**

Kılıç

This is how others will see your name if you join any classes.

Cancel Save changes



My Account

Change your name OXFORD ID

**First name**


2010999999 Metehan

**Last name**

Kılıç

This is how others will see your name if you join any classes.

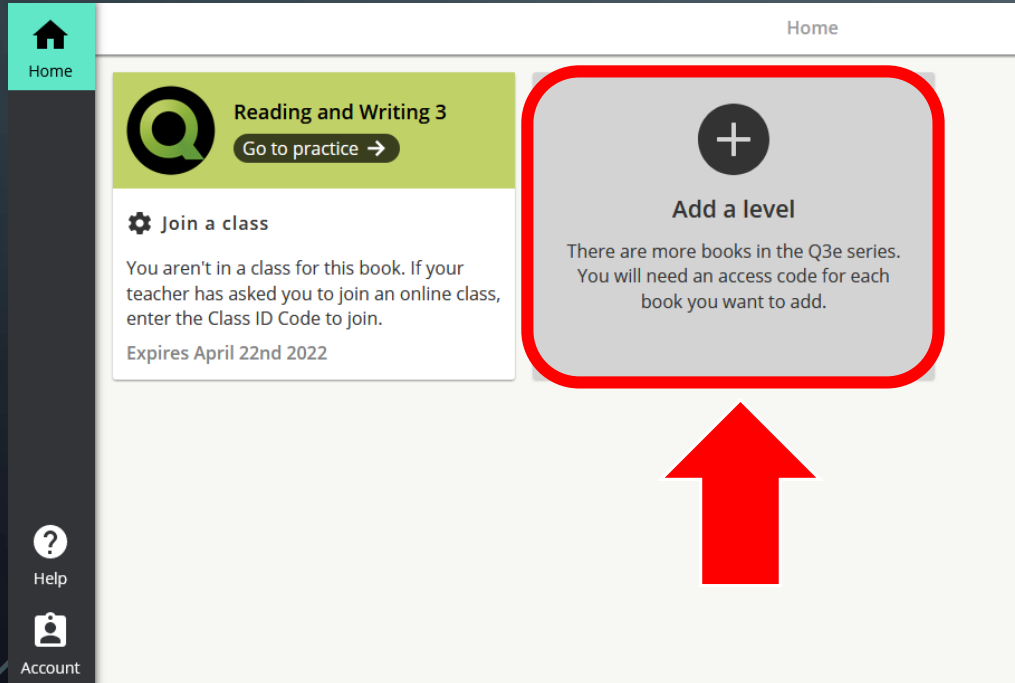
Cancel Save changes



# OXFORD Q Skills

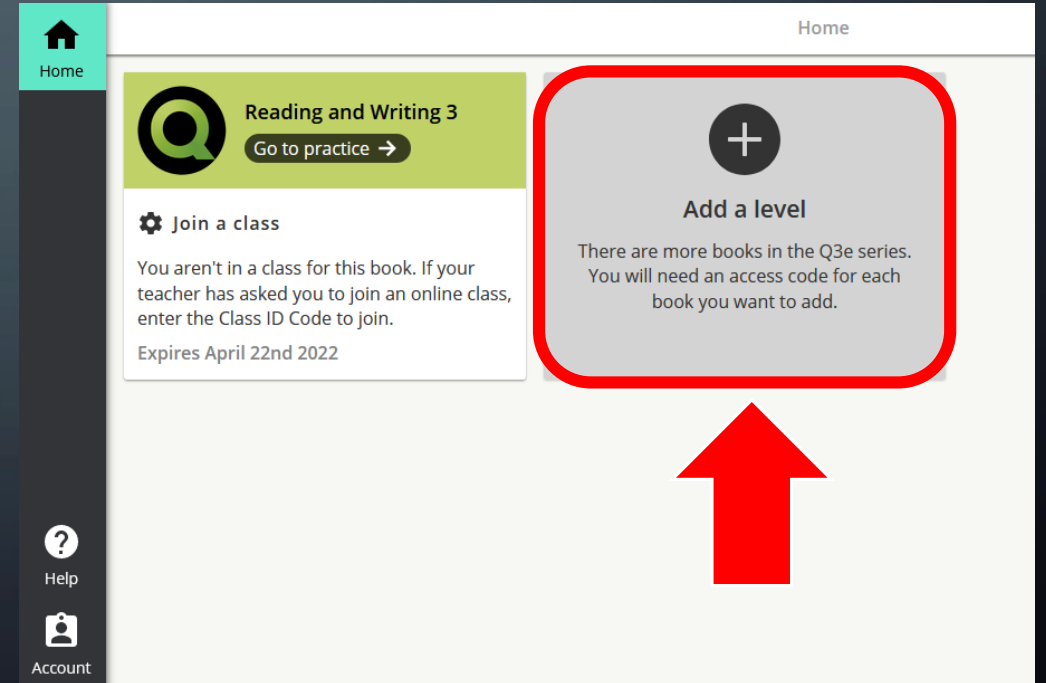
## 3. ADDING ANOTHER BOOK

- ✓ After registration, you also need to add your other book to your account. To do this, click **Add a level**.



## 3. BAŞKA BİR KİTAP EKLEMEK

- ✓ Kayıttan sonra, diğer kitabınızı da hesâbınıza eklemelisiniz. Bunun için, **Add a level**'a tıklayın.



# OXFORD Q Skills

## 3. ADDING ANOTHER BOOK

- ✓ Enter your access code on your other book, click **Check code** and click **Add**.

## 3. BAŞKA BİR KİTAP EKLEMEK

- ✓ Diğer kitabınızdaki erişim kodunuzu girin, **Check code**'a ardından **Add**'e tıklayın.

13/20

The screenshot shows the app's home screen with a modal window titled 'Add a level' open. The modal contains an 'Enter an access code' field with the code 'S 123 456 7890' entered. Below the input field are 'Cancel' and 'Check code' buttons. A second modal window is overlaid on top, titled 'Listening and Speaking 3 Student account', with a 'Change code' button and 'Cancel' and 'Add' buttons. Red arrows point to the 'Check code' button in the first modal and the 'Add' button in the second modal.

The screenshot shows the app's home screen with a modal window titled 'Add a level' open. The modal contains an 'Enter an access code' field with the code 'S 123 456 7890' entered. Below the input field are 'Cancel' and 'Check code' buttons. A second modal window is overlaid on top, titled 'Listening and Speaking 3 Student account', with a 'Change code' button and 'Cancel' and 'Add' buttons. Red arrows point to the 'Check code' button in the first modal and the 'Add' button in the second modal.

# OXFORD Q Skills

## 4. JOINING A CLASS

- ✓ Click **Join a class** and enter the required **Class ID Code** on next page.

Home

Reading and Writing 3  
Go to practice →

Join a class

You aren't in a class for this book. If your teacher has asked you to join an online class, enter the Class ID Code to join.  
Expires April 22nd 2022

Listening and Speaking 3  
Go to practice →

Join a class

You aren't in a class for this book. If your teacher has asked you to join an online class, enter the Class ID Code to join.  
Expires April 22nd 2022

Help

Account

## 4. SINIFA KATILMAK

- ✓ **Join a class**'a tıklayın ve bir sonraki sayfadaki **Class ID Code** bilgisini girin.

Home

Reading and Writing 3  
Go to practice →

Join a class

You aren't in a class for this book. If your teacher has asked you to join an online class, enter the Class ID Code to join.  
Expires April 22nd 2022

Listening and Speaking 3  
Go to practice →

Join a class

You aren't in a class for this book. If your teacher has asked you to join an online class, enter the Class ID Code to join.  
Expires April 22nd 2022

Help

Account

# OXFORD Q Skills

## 4. JOINING A CLASS

- ✓ Enter the correct Class ID Code below for the correct book and level.

Q Skills 3 Reading and Writing

Class ID Code: **C 288 537 0375**

Q Skills 3 Listening and Speaking

Class ID Code: **C 940 559 0344**

Q Skills 4 Reading and Writing

Class ID Code: **C 222 444 0679**

Q Skills 4 Listening and Speaking

Class ID Code: **C 344 552 0716**

## 4. SINIFA KATILMAK

- ✓ Aşağıdaki **Class ID Code** bilgilerinden kitabınız ve seviyeniz için olanları girin.

Q Skills 3 Reading and Writing

Class ID Code: **C 288 537 0375**

Q Skills 3 Listening and Speaking

Class ID Code: **C 940 559 0344**

Q Skills 4 Reading and Writing

Class ID Code: **C 222 444 0679**

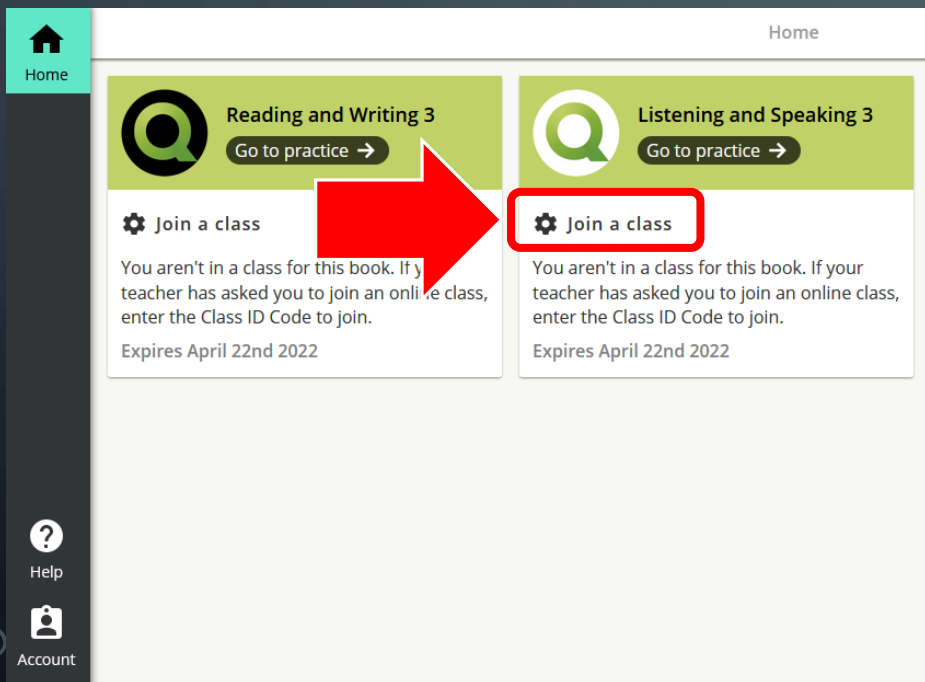
Q Skills 4 Listening and Speaking

Class ID Code: **C 344 552 0716**

# OXFORD Q Skills

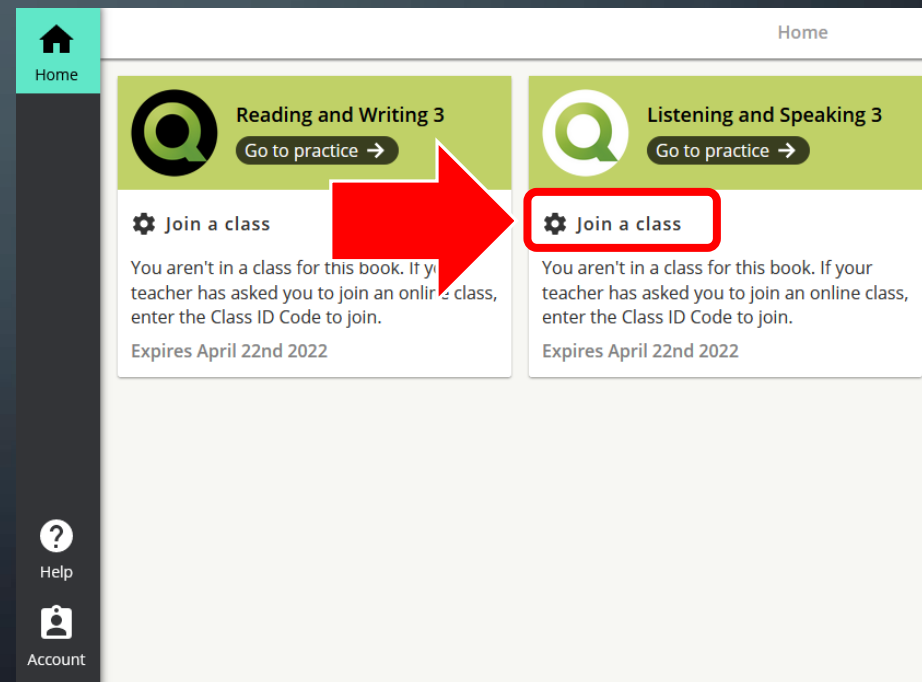
## 4. JOINING A CLASS

- ✓ Don't forget to join a class for your other book with the required **Class ID Code**!



## 4. SINIFA KATILMAK

- ✓ Diğer kitabınız için de gerekli **Class ID Code** bilgisiyle sınıfa katılmayı unutmayın!

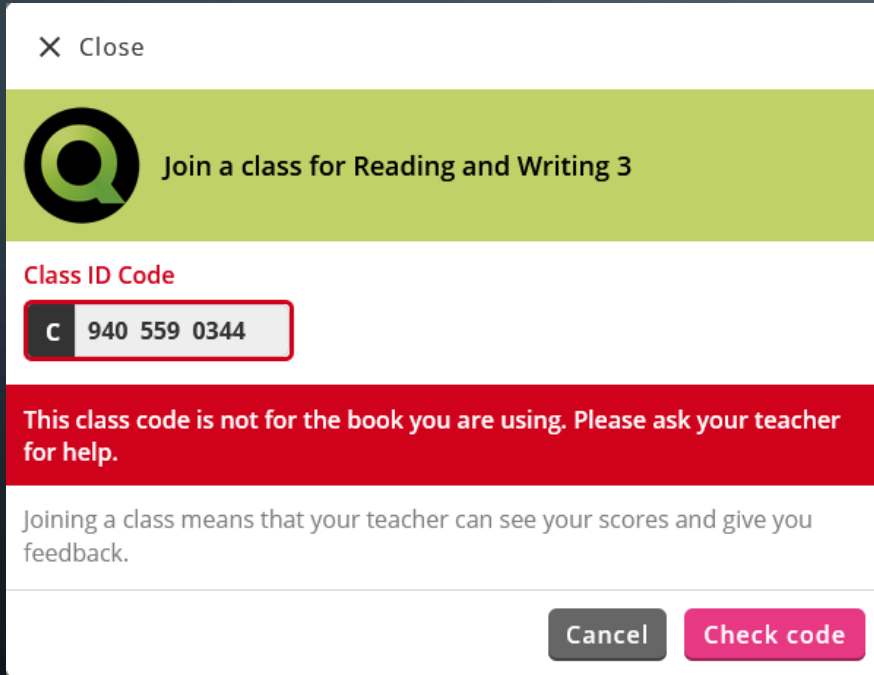




# OXFORD Q Skills

## 4. JOINING A CLASS

- ✓ If you see the error\* below, it's because you're entering wrong **Class ID Code**. Check it and enter correctly.

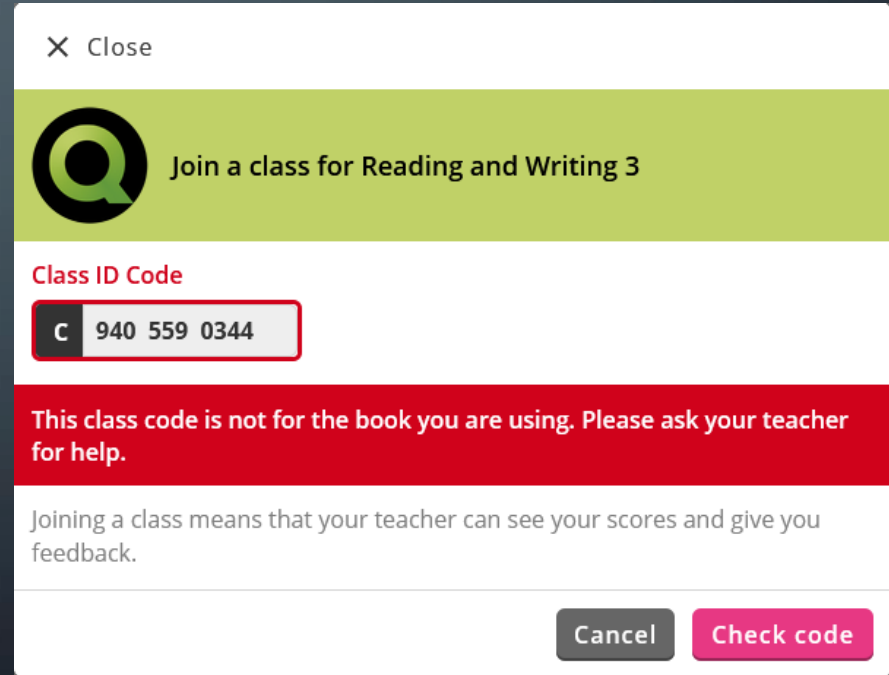


The screenshot shows a dialog box titled "Join a class for Reading and Writing 3". It features a green header with the Oxford Q logo. Below the header, there is a "Class ID Code" input field containing the code "940 559 0344". A red error message states: "This class code is not for the book you are using. Please ask your teacher for help." Below the error message, there is a note: "Joining a class means that your teacher can see your scores and give you feedback." At the bottom, there are two buttons: "Cancel" and "Check code".

- \* For example, do not enter Q Skills 3 class code for Q Skills 4 classes.  
\* For example, do not enter Reading and Writing code for Listening and Speaking books.

## 4. SINIFA KATILMAK

- ✓ Aşağıdaki hatayı\* alıyorsanız, yanlış **Class ID Code** bilgisi giriyorsunuz demektir. Kontrol edip doğru kodu girin.



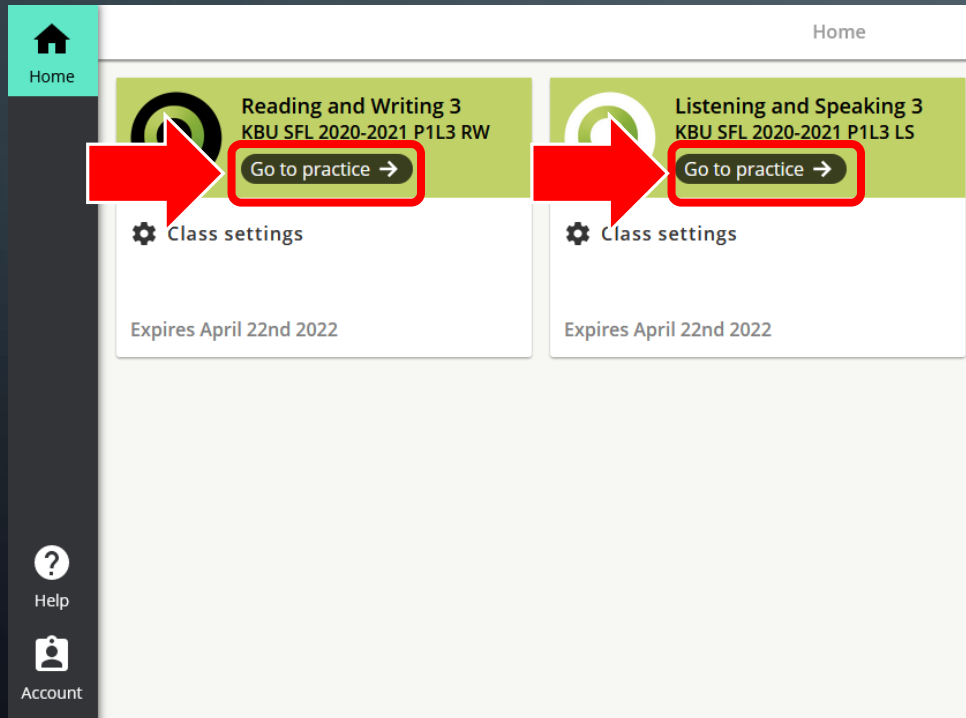
The screenshot shows a dialog box titled "Join a class for Reading and Writing 3". It features a green header with the Oxford Q logo. Below the header, there is a "Class ID Code" input field containing the code "940 559 0344". A red error message states: "This class code is not for the book you are using. Please ask your teacher for help." Below the error message, there is a note: "Joining a class means that your teacher can see your scores and give you feedback." At the bottom, there are two buttons: "Cancel" and "Check code".

- \* Örneğin, Q Skills 3 sınıf kodunu, Q Skills 4 sınıfları için girmeyin.  
\* Örneğin, Reading and Writing kodunu, Listening and Speaking sınıfları için girmeyin.

# OXFORD Q Skills

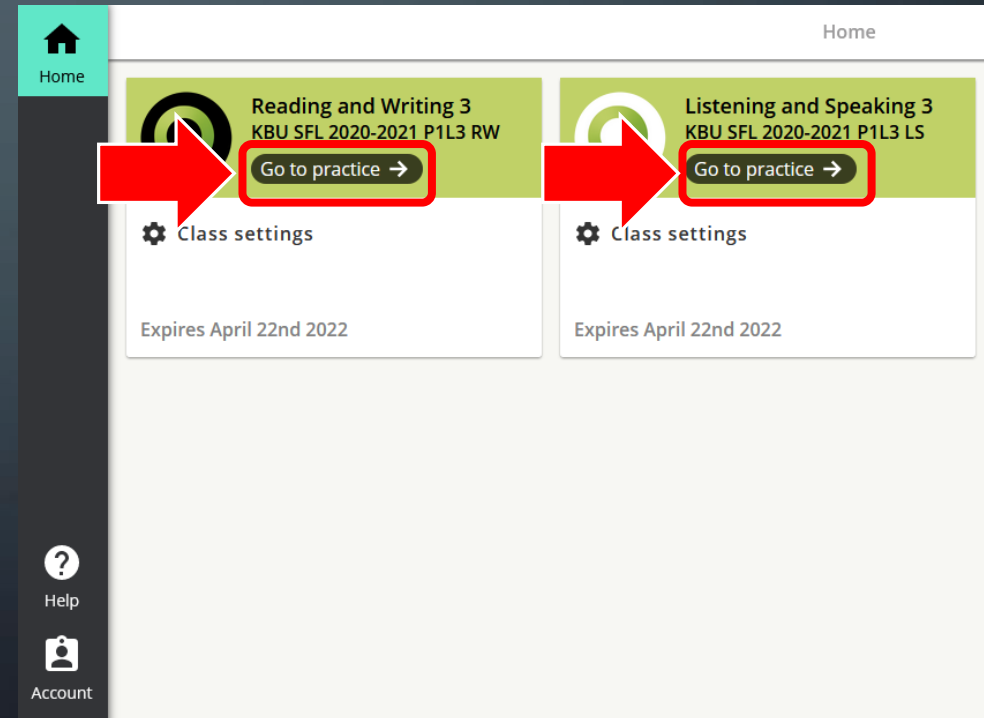
## 5. YOU ARE READY!

- ✓ All the steps are complete.  
You can now click **Go to practice** and start doing the activities.



## 5. HAZIRSINIZ!

- ✓ Bütün aşamalar tamam.  
Artık **Go to practice**'e tıklayarak alıştırmaları yapmaya başlayabilirsiniz.



# OXFORD Q Skills

## IMPORTANT ADDITIONAL INFORMATION

✓ You are responsible for following all the steps precisely in this document.

19/20 ✓ You need to complete both of the two products, i.e. Reading and Writing, and Listening and Speaking.

✓ The due date for Oxford Q Skills is: 20.11.2020, 23.59.

## ÖNEMLİ EK BİLGİLER

✓ Bu belgedeki tüm aşamaları eksiksizce tamamlamakla sorumlusunuz.

✓ Reading and Writing ve Listening and Speaking olarak iki ayrı ürünün içeriğini de tamamlamanız gerekiyor.

✓ Oxford Q Skills içeriklerini tamamlamak için son tarih: 20.11.2020, 23.59.